



Accessories for sprayer and foamer	432-433	Mosmatic car wash ceiling booms with LED	445
Brush holder	417	Mosmatic flex-brush wand – no more washing without coin slot!	417
CARWASH COMFORT -		Mosmatic floor cleaner	438
the new hose wonder in self-service washing bays	422-423	Mosmatic high RPM swivels DY-Series	455
CARWASH COMFORT -		Mosmatic high RPM swivels DY-Series / WDRS	456
you are invited to experience our blue hose wonder in DN 8!	424	Mosmatic seal kits	455
Chemical spray guns ST-510 & lances	428	Mosmatic self-service air dryer	436
Coin meter	457-458	Mosmatic surface cleaner with air recovery system	
easyclean365+ Gun	429	and integrated gum remover	438
easyclean365+ microfibre cloths	434	Mosmatic swivels DGE / DGEI	454
easywash365+ brush holder	417	Mosmatic swivels DGL	455
easywash365+ car wash ceiling booms	440-441, 443	Mosmatic swivels DGS / DGV / DGK	454
easywash365+ car wash ceiling booms with suspension	442	Mosmatic swivels DGUI	454
easywash365+ foam lances	412	Mosmatic swivels WDG	453
easywash365+ foam sets	413-414	Positioner	443
easywash365+ handles by Suttner	407	Protective gloves	421
easywash365+ holder	420	Quick couplings suitable for Nito system	462
easywash365+ Holder for Underbody Lance	419, 437	R+M car wash booms	448-449
easywash365+ lance holder	419	R+M swivels	456
easywash365+ lance swivels ST-345 by Suttner	407	Replacement hoses	443
easywash365+ lances by Suttner	408-409	Replacement spring	443
easywash365+ lances by Suttner	411, 420	Self-service lances	408
easywash365+ mat cleaner in RAL colour	420	Shovels	462
easywash365+ spray guns by Suttner	404	Sleeves for windscreen wipers	421
easywash365+ suction swivel arm	439	Snowbrooms	462
easywash365+ swivels	453	Sprayer	430-431
easywash365+ vertical boom	439	Sprayer with pressure tank	432-433
easywash365+ wall and ceiling booms	447	Suttner swivels	450-451
easywash365+ wall boom extension with ceiling boom	446	Suttner swivels ST-320	452
easywash365+ wash brushes -		Suttner swivels ST-322	452
large areas are completely clean from now on!	415	Swivels for easywash365+ceiling booms	443
Foam gun	429	turbofoam365+ lances by Suttner	410
Foamer with pressure tank	432-433	Underbody lance ST-97.1	437
Handles with water flow	463	Vacuum cups	421
Handles without water flow	463	Vorwerk lances & wash brushes	416
Heated high pressure hoses (before 2005)	427	Wall mounts	443, 462
Heated low pressure hoses	426-427	Wash brushes	415-416
High pressure hoses for self-service washing bays	425	Wash brushes with water flow	459
High pressure spray guns for self-service car wash	405-406	Wash brushes without water flow	460-461
Hurricane	437	Wheel scrubber	418
Lance Mosmatic	408	Wheel scrubber WHEELBLASTER PRO	418
Low pressure pre-spraying unit	421	Window brushes and accessories	461
Mosmatic air spinner system	435-436	Window brushes and accessories	462
Mosmatic car wash ceiling booms	444		

easywash365+ spray guns by Suttner

New freeze stop valves in **easywash365+** spray guns and freeze stop spray guns

Except for the valve screw the new valves are completely made out of stainless steel. Contrary to all common freeze stop valves the real body is

a hardened stainless steel ball. This difference significantly increases the robustness, reliability as well as preciseness in switching.

easywash365+ standard



LTF

Professional gun. Standard.
Max. 310 bar / 45 l/min / 150 °C

R+M Nr.		
202 600 518	1/4" F	3/8" F swivel

easywash365+ weep



LTF

Professional gun. Weep version.
Max. 310 bar / 45 l/min / 150 °C

R+M Nr.		
202 600 528	1/4" F	3/8" F swivel

easywash365+ freeze stop



LTF

Professional gun. Freeze stop version.
Max. 310 bar / 45 l/min / 150 °C

R+M Nr.		
202 600 538	1/4" F	3/8" F swivel

easywash365+ standard



LTF

Professional gun with lance swivel ST-345.
Standard.
Max. 310 bar / 45 l/min / 150 °C

R+M Nr.		
202 600 802	1/4" F	3/8" F swivel

easywash365+ weep



LTF

Professional gun with lance swivel ST-345. Weep version.
Max. 310 bar / 45 l/min / 150 °C

R+M Nr.		
202 600 803	1/4" F	3/8" F swivel

easywash365+ freeze stop



LTF

Professional gun with lance swivel ST-345. Freeze stop version.
Max. 310 bar / 45 l/min / 150 °C

R+M Nr.		
202 600 804	1/4" F	3/8" F swivel

Valve complete - easywash365+



Standard

R+M Nr.
202 300 490



Weep

R+M Nr.
202 300 491



Freeze stop

R+M Nr.
202 300 457

ST-301 swivels



1/4" F : 3/8" F. ST-2300

R+M Nr.
200 301 050




Repair kit ST-301

R+M Nr.
200 300 100

LTF : Low Trigger Force 90 % reduced holding force and 40 % reduced trigger force against usual market guns.

Symbols outlet inlet

What is the difference between the versions freeze stop and weep?



The picture illustrates the different effects regarding diverse winter safety methods of high pressure spray devices. The physical effect that liquids in motion tend to freeze to a lesser extent forms the basis of both versions. Therefore, both the weep as well as the freeze stop version let water pass through the valve (in case of different pressures and under the circumstances) even if the spray gun is closed in order to keep the water which is in piping, hose and spray device in motion.

The weep high pressure spray guns let a reduced water quantity pass through even if the trigger of the gun is not pulled as there is a notch in the seal seat of the valve. This is ensured in high pressure when the high pressure pump is in operation as well as in low pressure in case of water pipe pressure.

The so called freeze stop spray guns are equipped with a valve in valve technology. The operating valve which is driven by the spray gun trigger includes the real automatically operating freeze stop piston. For cleaning applications the spray gun is opened and closed as usual by the operating valve. The integrated freeze stop valve only comes into operation when there is low pressure (water pipe pressure). It is opened in a spring driven way if the pressure is lower than 5 bar. If the pressure increases e.g. by switching on the high pressure pump the freeze stop valve closes automatically. This improves the comfort of washing as there is no water coming out of the gun when taking it out of the lance holder.

High pressure spray guns for self-service car wash

ST-2300 freeze stop



Professional gun. Freeze stop version.
Max. 310 bar / 45 l/min / 150 °C

R+M Nr.	1/4" F	3/8" F swivel
202 300 582		

ST-2300 weep



Professional gun. Weep version.
Max. 310 bar / 45 l/min / 150 °C

R+M Nr.	1/4" F	3/8" F
202 300 580		


ST-2300 weep



Professional gun. Weep version.
Max. 310 bar / 45 l/min / 150 °C

R+M Nr.	1/4" F	3/8" F swivel
202 300 581		

Valve complete ST-2300



Standard

R+M Nr.
202 300 490

Weep

R+M Nr.
202 300 491

Freeze stop


R+M Nr.
202 300 457

ST-301 swivels



1/4" F : 3/8" F. ST-2300

R+M Nr.
200 301 050



Repair kit ST-301

R+M Nr.
200 300 100

Seal kits



ST-1100

R+M No.
201 100 401
201 100 403*

* Year of manufacture from 2016

ST-1100 weep



Professional gun. Weep version.
Max. 210 bar / 25 l/min / 150 °C

R+M Nr.	1/4" F	3/8" F
201 100 535		

ST-1100 weep



Professional gun. Weep version.
Max. 210 bar / 25 l/min / 150 °C

R+M Nr.	1/4" F	3/8" F swivel
201 100 530		

ST-1100 without trigger



Professional gun without valve.
Max. 210 bar / 25 l/min / 150 °C

R+M Nr.	1/4" F	3/8" F swivel
201 100 570		

High pressure spray guns for self-service car wash

ST-1500 freeze stop



Professional gun. Freeze stop version.
Max. 275 bar / 45 l/min / 150 °C

R+M Nr.		
201 500 580	1/4" F	3/8" F

ST-1500 freeze stop



Professional gun. Freeze stop version.
Max. 275 bar / 45 l/min / 150 °C

R+M Nr.		
201 500 581	1/4" F	3/8" F swivel

ST-1500 weep



Professional gun. Weep version.
Max. 275 bar / 45 l/min / 150 °C

R+M Nr.		
201 500 620	1/4" F	3/8" F

ST-1500 without trigger



Professional gun without valve.
Max. 275 bar / 45 l/min / 150 °C

R+M Nr.		
201 500 750	1/4" F	3/8" F

ST-601 linear standard



Standard.
Max. 275 bar / 45 l/min / 150 °C

R+M Nr.		
200 601 600	1/4" F	3/8" F

ST-601 linear freeze stop



Freeze stop version.
Max. 275 bar / 45 l/min / 150 °C

R+M Nr.		
200 601 601	1/4" F	3/8" F

ST-601 linear weep



Weep version.
Max. 275 bar / 45 l/min / 150 °C

R+M Nr.		
200 601 602	1/4" F	3/8" F

Valves complete



ST-601

R+M Nr.
202 000 044



ST-1500. Freeze stop

R+M Nr.
202 000 101

Valve



ST-1500. Weep


R+M Nr.
202 000 045

ST-300 swivels



1/4" F : 3/8" F. ST-1500

R+M Nr.
200 300 050



Repair kit ST-300

R+M Nr.
200 300 100

easywash365+ handles by Suttner




Stainless steel. Handle 20° bended.
Max. 350 bar / 150 °C

R+M Nr.		
200 009 650	1/4" F	1/4" M



Stainless steel. Handle 20° bended.
easywash365+ blue. Max. 350 bar / 150 °C

R+M Nr.		
200 009 655	1/4" F	1/4" M



Stainless steel. Handle 20° bended.
Max. 350 bar / 150 °C

R+M Nr.		
200 009 665	1/4" F	1/4" M



Stainless steel. Handle 20° bended.
Max. 350 bar / 150 °C

R+M Nr.		
200 009 657	1/4" F	M18 M (CEL)



Stainless steel. Handle 20° bended.
Max. 350 bar / 150 °C

R+M Nr.		
200 009 659	M18 F (DKOL)	M18 M (CEL)



Stainless steel. Retrofit kit. M18 F (DKOL) : 1/4" M

R+M Nr.		
200 009 480		

easywash365+ lance swivels ST-345 by Suttner

The easywash365+ lance swivel guarantees improved ergonomics in the professional car wash and in the cleaning industry. The lance swivel is mounted between the brush lance or spray lance and the high pressure gun or the brush grip.



1/4" F : 1/4" M. 350 bar. Stainless.
RAL 5005

R+M Nr.
200 345 520



1/4" F : 1/4" M. 350 bar. Stainless

R+M Nr.
200 345 530



1/4" F : 1/4" M. 350 bar. Stainless

R+M Nr.
200 345 500



1/4" F : 1/4" M. 350 bar. Stainless.
easywash365+ blue

R+M Nr.
200 345 510

Symbols  outlet  inlet

Lance Mosmatic



Stainless steel. Lance with filter sieve, hard plastic handle and nozzle protector without nozzle. Max. 275 bar / 45 l/min / 120 °C

R+M Nr.			
108 280 05	1/8" F NPT	750 mm	1/4" M

easywash365+ lances by Suttner



Stainless steel. Lance with **easywash365+** handle and nozzle protector ST-10 without nozzle. Max. 350 bar / 45 l/min / 150 °C

R+M Nr.			
515 65	1/4" F NPT	500 mm	1/4" M



Lance with moulded handle Cool & Compact, **easywash365+** handle, air injector and wash brush (bristles 60 mm). Max. 50 °C

R+M Nr.	ISO			
200 009 670	700 mm	wash brush	900 mm	1/4" M
200 009 675	700 mm	wash brush	1,200 mm	1/4" M



lance rotating

Lance with moulded handle Cool & Compact, **easywash365+** handle, **easywash365+** lance swivel, air injector and wash brush (bristles 60 mm). Max. 50 °C

R+M Nr.	ISO			
200 009 673	700 mm	wash brush	900 mm	1/4" M
200 009 678	700 mm	wash brush	1,200 mm	1/4" M

Self-service lances



Self-service lances with brush longitudinal. Brush with nozzle protector for nozzle 1/8" M. Without high pressure nozzle

R+M Nr.	
523 960	1/8" M
523 961	1/4" M
523 962	M22 F long nipple
523 963	M22 M

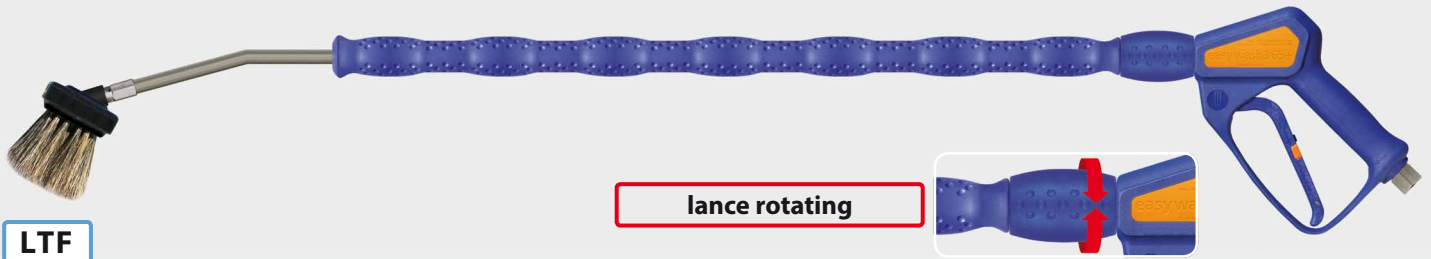


Original Vorwerk. Brush hog hair. A= 260. B= 230 x 80 mm.

R+M Nr.	C
523 72	60 mm

A = appr. width B = frame for brush C = appr. length of bristles


easywash365+ lances by Suttner



LTF

Lance with moulded handle Cool & Compact, **easywash365+** spray gun, **easywash365+** lance swivel, air injector and wash brush (bristles 60 mm). Max. 50 °C

R+M Nr.	spray gun	ISO	☞	↔	☒
202 600 957	standard	700 mm	wash brush	900 mm	3/8" F swivel
202 600 972	weep	700 mm	wash brush	900 mm	3/8" F swivel
202 600 987	freeze stop	700 mm	wash brush	900 mm	3/8" F swivel
202 600 962	standard	700 mm	wash brush	1,200 mm	3/8" F swivel
202 600 977	weep	700 mm	wash brush	1,200 mm	3/8" F swivel
202 600 993	freeze stop	700 mm	wash brush	1,200 mm	3/8" F swivel



LTF

Lance with moulded handle Cool & Compact, **easywash365+** spray gun, air injector and wash brush (bristles 60 mm). Max. 50 °C

R+M Nr.	spray gun	ISO	☞	↔	☒
202 600 955	standard	700 mm	wash brush	900 mm	3/8" F swivel
202 600 970	weep	700 mm	wash brush	900 mm	3/8" F swivel
202 600 985	freeze stop	700 mm	wash brush	900 mm	3/8" F swivel
202 600 960	standard	700 mm	wash brush	1,200 mm	3/8" F swivel
202 600 975	weep	700 mm	wash brush	1,200 mm	3/8" F swivel
202 600 990	freeze stop	700 mm	wash brush	1,200 mm	3/8" F swivel

LTF - Low Trigger Force 90 % reduced holding force and 40 % reduced trigger force against usual market guns.



LTF

Lance with moulded handle Cool & Compact, **easywash365+** spray gun and nozzle protector ST-10 without nozzle. Max. 310 bar / 150 °C

R+M Nr.	spray gun	ISO	☞	↔	☒
202 600 950	standard	300 mm	1/4" F NPT	600 mm	3/8" F swivel
202 600 966	weep	700 mm	1/4" F NPT	900 mm	3/8" F swivel
202 600 965	weep	300 mm	1/4" F NPT	600 mm	3/8" F swivel
202 600 980	freeze stop	300 mm	1/4" F NPT	600 mm	3/8" F swivel

Symbols ☒ inlet ☞ outlet ↔ length ISO insulation

turbofoam365+ lances by Suttner

easywash365+ spray gun, lance and brush with turbofoam365+ air injector by Suttner

- » Especially soft cleaning with very soft hog bristles with forked ends
- » Cool & Compact insulation for a comfortable use
- » Ergonomic handling by means of the well-tried easywash365+ spray gun with LTF-technology
- » Available in 2 length: 900 and 1,200 mm
- » Brush with injector is also available as retrofit kit
- » easywash365+ spray gun is obtainable as standard, weep or freeze stop version
- » Lance swivel ST-345 is optionally available
- » Not suitable for powder chemicals



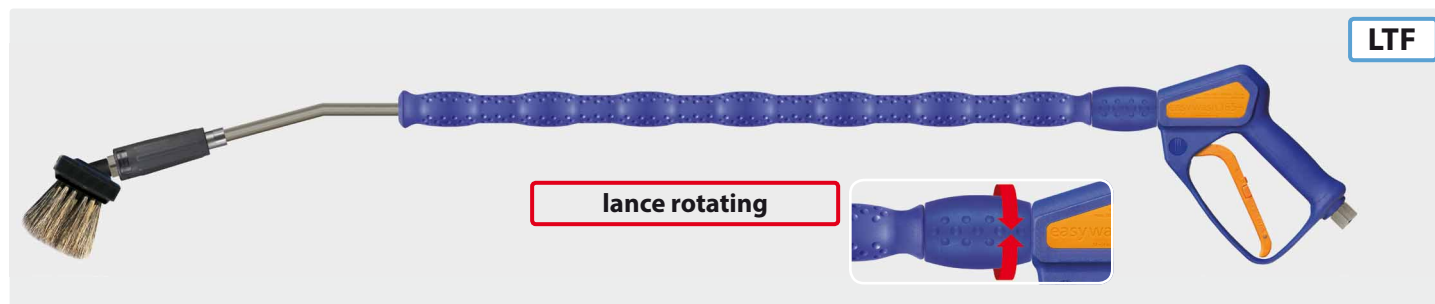
Retrofit kit for lances. Air injector turbofoam365+ and brush with cover plate.
20-150 bar. Max. 50 °C

Bristles 60 mm

R+M Nr.	Ⓒ	Ⓓ
500 023 101	1/4" F	1.20
500 023 102	1/4" F	1.35
500 023 105	1/4" F	1.60


Bristles 90 mm

R+M Nr.	Ⓒ	Ⓓ
500 023 201	1/4" F	1.20
500 023 202	1/4" F	1.35
500 023 205	1/4" F	1.60



Lance with moulded insulation Cool & Compact, easywash365+ spray gun, easywash365+ lance swivel, air injector turbofoam365+ and brush (bristles 60 mm). 20-150 bar. Max. 50 °C


R+M Nr.	spray gun	Ⓓ	ISO	Ⓔ	↔	Ⓒ
502 600 100 05	standard	1.6	700 mm	brush	900 mm	3/8" F swivel
502 610 100 05	weep	1.6	700 mm	brush	900 mm	3/8" F swivel
502 620 100 05	freeze stop	1.6	700 mm	brush	900 mm	3/8" F swivel
502 601 100 05	standard	1.6	700 mm	brush	1,200 mm	3/8" F swivel
502 611 100 05	weep	1.6	700 mm	brush	1,200 mm	3/8" F swivel
502 621 100 05	freeze stop	1.6	700 mm	brush	1,200 mm	3/8" F swivel



Lance with moulded insulation Cool & Compact, easywash365+ spray gun, air injector turbofoam365+ and brush (bristles 60 mm). 20-150 bar. Max. 50 °C

R+M Nr.	spray gun	Ⓓ	ISO	Ⓔ	↔	Ⓒ
502 600 000 05	standard	1.6	700 mm	brush	900 mm	3/8" F swivel
502 610 000 05	weep	1.6	700 mm	brush	900 mm	3/8" F swivel
502 620 000 05	freeze stop	1.6	700 mm	brush	900 mm	3/8" F swivel
502 601 000 05	standard	1.6	700 mm	brush	1,200 mm	3/8" F swivel
502 611 000 05	weep	1.6	700 mm	brush	1,200 mm	3/8" F swivel
502 621 000 05	freeze stop	1.6	700 mm	brush	1,200 mm	3/8" F swivel

easywash365+ lances by Suttner



Stainless steel. Lance with moulded handle Cool & Compact. Max. 400 bar / 150 °C

R+M Nr.	ISO	☺	↔	☺
200 129 306	300 mm	1/4" M	600 mm	1/4" M
200 129 707 *	700 mm	1/4" M	740 mm	1/4" M
200 129 408	400 mm	1/4" M	800 mm	1/4" M
200 129 709	700 mm	1/4" M	900 mm	1/4" M
200 129 712	700 mm	1/4" M	1,200 mm	1/4" M



Stainless steel. Lance with moulded handle. Max. 400 bar / 150 °C

R+M Nr.	ISO	☺	↔	☺
200 029 709	700 mm	1/4" M	900 mm	1/4" M



Stainless steel. Lance with moulded handle. Max. 400 bar / 150 °C

R+M Nr.	ISO	☺	↔	☺
200 029 712 *	700 mm	1/4" M	1,200 mm	1/4" M

* limited stock

Symbols ☺ inlet ☺ outlet ↔ length ISO insulation D nozzle

easywash365+ foam lances



LTF

Foam lance with **easywash365+** gun standard, lance with extension ST-9.1 245 mm and foam head ST-75. Max. 310 bar / 25 l/min / 150 °C

R+M Nr.		TYP	
202 600 918	foam head ST-75 (1.9 mm)	standard	3/8" F swivel



LTF

Foam lance with **easywash365+** gun, lance with extension ST-9.1 245 mm and foam head ST-75. Max. 310 bar / 25 l/min / 150 °C

R+M Nr.		TYP	
202 600 911	foam head ST-75 (1.05 mm)	weep version	3/8" F swivel
202 600 949	foam head ST-75 (1.20 mm)	weep version	3/8" F swivel
202 600 909	foam head ST-75 (1.35 mm)	weep version	3/8" F swivel
202 600 917	foam head ST-75 (1.90 mm)	weep version	3/8" F swivel



LTF

Foam lance with **easywash365+** gun, lance with extension ST-9.1 245 mm and foam head ST-75. Max. 310 bar / 25 l/min / 150 °C

R+M Nr.		TYP	
202 600 929	foam head ST-75 (1.20 mm)	freeze stop version	3/8" F swivel.
202 600 930	foam head ST-75 (1.35 mm)	freeze stop version	3/8" F swivel
202 600 995	foam head ST-75 (1.70 mm)	freeze stop version	3/8" F swivel
202 600 919	foam head ST-75 (1.90 mm)	freeze stop version	3/8" F swivel

Valves complete - easywash365+



Standard



Weep



Freeze stop

ST-301 swivels

1/4" F : 3/8" F.
easywash365+ guns

Repair kit ST-301

R+M Nr.
202 300 490

R+M Nr.
202 300 491

R+M Nr.
202 300 457

R+M Nr.
200 301 050

R+M Nr.
200 300 100

Symbols inlet outlet TYP type

easywash365+ foam sets

By introducing the universally applicable **easywash365+** foam sets we succeeded in enlarging the application possibility of our foam injector family.

The stainless steel injector with high pressure foam lance which is installed via a T-piece between the outlet of the high pressure unit and the original spraying unit is especially designed for the professional cleaning of trucks of shipping or food companies as well as for applications in the industrial foam cleaning.

The connection from injector unit to the high pressure foam lance is realized by an optionally high pressure hose of up to a length of 40 m. The already existing spraying unit is used for cleaning and

rinsing works. Enormous savings of both cleaning agent and time can be achieved as the foam lance has cleaning agent immediately available without switching at the unit or change of equipment.

It is possible to simplify the handling of the construction and to boost efficiency at the same time by integrating two hose reels. This set is suitable for all common high pressure cleaning units for up to 310 bar and max. 90 °C.



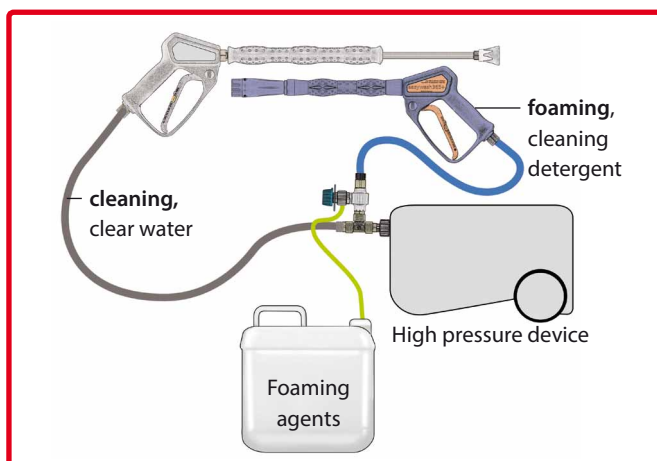
easywash365+ foam set: **easywash365+** foam lance standard with foam head ST-75, injector ST-160 (M22 F and 2 x M22 M) with metering valve ST-161, suction hose 1,000 mm and suction filter ST-32. Max. 310 bar / 90 °C

R+M Nr.		
200 160 720	foam head ST-75 (1.9 mm)	3/8" F swivel




easywash365+ foam set: **easywash365+** foam lance standard with foam head ST-75, injector ST-160 (Coupling ST-45-250 nickel-plated brass, plug ST-45-250 zinc-plated steel and M22 M) with metering valve ST-161, suction hose 1,000 mm and suction filter ST-32. Max. 250 bar / 90 °C

R+M Nr.		
200 160 725	foam head ST-75 (1.9 mm)	3/8" F swivel



easywash365+ foam sets



LTF

Kr IP K

easywash365+ foam set: easywash365+ spray gun, lance and brush with turbofoam365+ air injector by Suttner and injector ST-160 (M22 F and 2 x M22 M) with metering valve ST-161, suction hose 1,000 mm and suction filter ST-32. Max. 310 bar / 90 °C

R+M Nr.		↔ lance and brush	Ⓢ
502 600 100 000	lance and brush with turbofoam365+ air injector (1.9 mm)	900 mm	3/8" F swivel
502 601 100 000	lance and brush with turbofoam365+ air injector (1.9 mm)	1,200 mm	3/8" F swivel

The following hoses are
highly recommended
for easywash365+ foam sets

Hoses with single wire braid and wrapped cover

TYP	DN	P	°C	↔	R+M Nr.
1SN	8	315 bar	150 °C	10 m	343 103 310
				15 m	343 103 315
				20 m	343 103 320
				30 m	343 103 330

QSC : male
thread
M22 : 3/8"



Symbols DN nominal diameter P pressure °C temperature ↔ length TYP type Ⓢ inlet Ⓣ outlet

easywash365+ wash brushes - large areas are completely clean from now on!

By means of a very wide work surface of approx. 260 x 80 mm the easywash365+ wash brush is especially designed for the efficient cleaning of large areas such as railway carriages, tramcars, omnibuses, caravans, trucks, boats and ships, facades, greenhouses as well as vehicles, motorcycles and many more.


Fine and extremely soft natural bristles with split ends ensure an especially gentle cleaning of sensitive surfaces such as windows and car finish. The solid body of the easywash365+ wash brush consists of 152 bristle bundles which are attached undetachably by means of multi-component synthetic resin.

Our easywash365+ wash brush convinces all users working in the self-service foam- and prewash of an ideal and very easy handling.

The soft coating of the body made out of thermoplastic elastomer demonstrably protects sensitive surfaces from damages.

The inlet of the easywash365+ wash brush is equipped with a brass insert with 1/4" female thread which is fixed in the body. By means of an additional grub screw the high pressure lances available at self-service bays are safe from twisting and theft. Therefore, the grub screw needs to be screwed to the lance tube. **Further fastening plates or protection against theft are not required.**

13 outlet ports at the bottom of the easywash365+ wash brush enable the required water flow and guarantee a convincingly good foam quality at the same time.



Wash brushes



A= 270. B= 260 x 80 mm. Hog hair.
Max. 40 l/min / 60 °C

R+M Nr.	C	
200 023 550	60 mm	1/4" F



A= 270. B= 260 x 80 mm. Hog hair.
Max. 40 l/min / 60 °C

R+M Nr.	C	
200 023 650	90 mm	1/4" F



A= 270. B= 260 x 80 mm. Hog hair / synthetic.
Max. 40 l/min / 60 °C

R+M Nr.	C	
200 023 660	90 mm	1/4" F

Wash brushes

Wash brushes



A= 260. B= 230 x 80 mm. Hog hair.
Max. 50 °C

R+M Nr.	C
200 023 500	60 mm
200 023 600	90 mm

Wash brush with cover



A= 260. B= 230 x 80 mm. Hog hair.
Max. 50 °C

R+M Nr.	C	
200 023 710	60 mm	1/4" F



A= 260. B= 230 x 80 mm. Hog hair.
With stainless steel frame.
Max. 50 °C

R+M Nr.	C	
200 023 735	60 mm	1/4" F



A= 260. B= 230 x 80 mm. Hog hair.
With stainless steel frame.
Max. 50 °C

R+M Nr.	C	
200 023 736	90 mm	1/4" F

Covers



Cover suitable as theft protection for wash brushes. Plastic. Max. 50 °C

R+M Nr.	B
020 001 540	230 mm

Frames for wash brushes



Frame with fixing bolts. Stainless steel.
Max. 60 °C

R+M Nr.	B	
200 023 560	230 mm	1/4" F



Frame. Stainless steel.
Max. 60 °C

R+M Nr.	B	
200 023 570	230 mm	1/4" F

Wash brushes



A= 260. B= 230 x 80 mm. Hog hair.
Max. 50 °C



A= 260. B= 230 x 80 mm. Hog hair.
Max. 50 °C



A= 260. B= 230 x 80 mm. Hog hair.
With stainless steel frame. Max. 50 °C



A= 260. B= 230 x 80 mm. Hog hair.
Max. 50 °C

R+M Nr.	C	
523 703	60 mm	1/8" M

R+M Nr.	C	
200 023 700	60 mm	1/4" F

R+M Nr.	C	
200 023 730	60 mm	1/4" F

R+M Nr.	C	
523 701	60 mm	M18 x 1.5 F

The original

Vorwerk lances & wash brushes



Extension pipe with water flow

R+M Nr.			
523 790 1	1,000 mm	1/4" M	1/4" F
523 790 2	1,500 mm	1/4" M	1/4" F
523 790 3	2,000 mm	1/4" M	1/4" F

Vorwerk wash brushes



A= 300. B= 300 x 100 mm. Nylon


R+M Nr.	C	
523 780	60 mm	1/4" F



A= 240. B= 230 x 80 mm. Hog hair

R+M Nr.	C	
523 70	60 mm	1/4" F
523 75	90 mm	1/4" F

Adaptor



Adaptor for lances with coarse thread.
Coarse thread : 1/4" M

R+M Nr.
010 003 610



Brush. A= 260. B= 230 x 80 mm.
Hog hair

R+M Nr.	C
523 72	60 mm
523 73	90 mm



Frame. 260 mm.
Aluminium

R+M Nr.	
523 76	1/4" F

Air injector



1/4" F : 1/4" M.
Flow at 100 bar

R+M Nr.		
108 290 60	13 l/min	1.5
108 290 20	34 l/min	2.5

Symbols length inlet outlet diameter TYP type P pressure flow ISO insulation M material

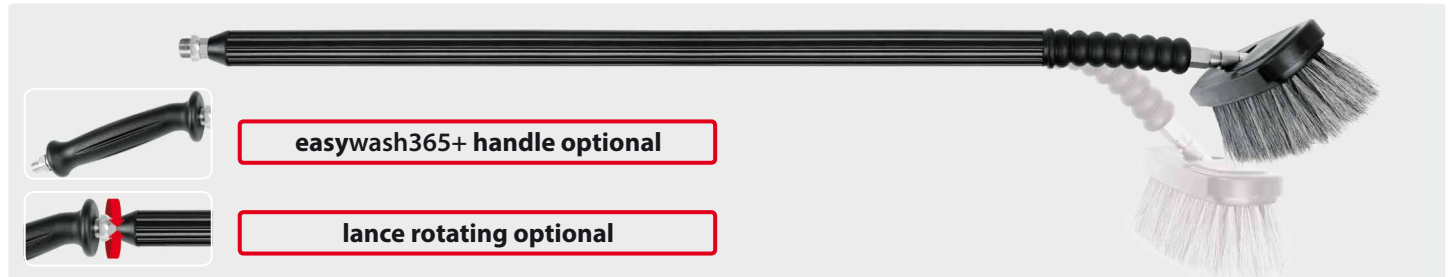
Mosmatic flex-brush wand – no more washing without coin slot!

Flex-mechanism: The Flex-Brush has an additional feature compared to all existing wands. It's the wobble feature! This will allow the brush head to wobble when not under pressure and become solid when under pressure. The mechanism requires a minimum pressure of 2.5 bar to be used. This will happen through a pin which moves forward. As soon as the pressure drops, the pin will move back to its origin position and the brush head starts to wobble again.

Integrated swivel (optional): An integrated swivel at the inlet of the brush-wand will give you optimal freedom of movement.

In addition, the high pressure hose will not tangle up and will provide the user a secure handling.

easywash365+ handle (optional): for a safe and ergonomic handling.



Lance with moulded handle, air injector and wash brush (bristles 60 mm). Max. 50 °C

R+M Nr.	TYP	↔	ISO	⊖	P	↔	⊕
108 271 02	-	1,000 mm	800 mm	wash brush	2.5 - 20 bar	min. 5 l/min	1/4" M
108 271 07	-	1,000 mm	800 mm	wash brush	20 - 80 bar	min. 9 l/min	1/4" M
108 273 02	-	1,200 mm	800 mm	wash brush	2.5 - 20 bar	min. 5 l/min	1/4" M handle
108 273 07	-	1,200 mm	800 mm	wash brush	20 - 80 bar	min. 9 l/min	1/4" M handle
108 271 22	swivel	1,000 mm	800 mm	wash brush	2.5 - 20 bar	min. 5 l/min	1/4" M
108 271 27	swivel	1,000 mm	800 mm	wash brush	20 - 80 bar	min. 9 l/min	1/4" M
108 273 22	swivel	1,200 mm	800 mm	wash brush	2.5 - 20 bar	min. 5 l/min	1/4" M handle
108 273 27	swivel	1,200 mm	800 mm	wash brush	20 - 80 bar	min. 9 l/min	1/4" M handle

Brush holder



Suitable for all brushes. Hole spacing 202 mm.
H x W x D = 90 x 250 x 100 mm

R+M Nr.	(M)
108 290 30	stainless steel

easywash365+ brush holder



Container with overflow and lateral drain for cleaning. For wall and floor mounting.
H x W x D = 670 x 340 x 143 mm

R+M Nr.	(M)
105 810	stainless steel

easywash365+ brush holder



R+M Nr.	(M)
105 820	stainless steel



Wash brush holder, two-piece.
For floor mounting and positioning for different length of lances.
Holder: H x W x D: 315 x 305 x 120 mm.
Support pipe: Pipe Ø 42 mm,
height adjustable from 570 to 1,000 mm

Wheel scrubber WHEELBLASTER PRO

- » Made out of stainless steel
- » 4 nozzle tips are required
- » Variable height and swing adjustment
- » Multiple cleaning heads can be installed
- » High impact at distance
- » DYTIs swivel
- » Rotor arm 160/160 mm
- » **Delivery about 3 weeks**

The Wheelblaster Pro is the new standard for vehicle wash systems. The complete wash head can be placed nearly anywhere you wish and has variable height and swing adjustment. The unit must be equipped with 4 stabilizer nozzles. These four 0° stabilizer nozzles increase distance and impact to achieve optimal cleaning. It is possible to cover a larger cleaning area by mounting various cleaning heads on the 1 meter high stand

action-☒:

distance	cleaning surface
250 mm	450 mm
500 mm	700 mm
750 mm	950 mm
1,000 mm	1,200 mm



R+M Nr.	TYP	°C	P	U	G	☒
108 845 41	incl. stand	120°	275 bar	up to 2,000 rpm	3/8" F	11.5 kg
108 845 91	excl. stand	120°	275 bar	up to 2,000 rpm	3/8" F	4.2 kg

Wheel scrubber



Buffed stainless steel. Accessories for automatic car wash. Turbo swivel. Rotating arm is powered by water. Adjustable in height. Connectable with a hose of the pumping system. 4 nozzles 1/8" M NPT are required.

Rotor ☒ 470 / 350 mm.

Max. 250 bar / 2,000 r.p.m. / 120 °C

R+M Nr.	TYP	G
108 845 12	standard	3/8" F
108 845 17	high performance	3/8" F

easywash365+ lance holder

Lance holder for floor mounting



Lance holder with drain \varnothing 20 mm. Pipe length 730 mm. Pipe diameter 60 mm. Appropriate wall mounting bracket (105 625)

R+M Nr.	(M)
105 620	stainless steel

Lance holder with suspension



Holder with suspension and drain \varnothing 20 mm. Pipe length 730 mm. Pipe diameter 60 mm. Appropriate wall mounting bracket (105 625)

R+M Nr.	(M)
105 650	stainless steel

Lance holder for wall mounting




Pipe length 590 mm. Pipe diameter 60 mm

R+M Nr.	(M)
105 630	stainless steel

easywash365+ twin lance holder



Lance holder with drain \varnothing 28 mm. Pipe length 2 x 730 mm. Pipe diameter 60 mm

R+M Nr.	(M)
105 660 	stainless steel

easywash365+ lance holder



Lance holder with drain \varnothing 28 mm. Pipe length 730 mm. Pipe diameter 60 mm

R+M Nr.	(M)
105 640	stainless steel

easywash365+ carwash lance holder



Stainless steel. Height adjustable. Lance support: 800 mm.

R+M Nr.	(S)	(I)	(L)
105 610 060	7 kg	800-900 mm	710 mm

easywash365+ Holder for Underbody Lance



Stainless Steel. H x W x D 50 x 245 x 43 mm. Pre-drilled mounting holes at a distance of 135 mm

R+M Nr.	(S)
040 000 321	266 g



easywash365+ mat cleaner



H x W x D 1,200 x 540 x 43 mm. Mounting plates \varnothing 100 mm. Weight 15 kg. Mounting parts excluded in delivery

R+M Nr.	(M)
105 730	stainl. steel



H x W x D 1,000 x 500 x 400 mm. Weight 30.3 kg. Mounting parts included in delivery

R+M Nr.	(M)
105 700	zinc-plated steel




H x W x D 1,160 x 500 x 430 mm. Weight 41 kg. Mounting parts included in delivery.

R+M Nr.	(M)
105 720	stainl. steel

easywash365+ mat cleaner in RAL colour



Unvarnished:
The face is
zinc-plated



Drawer and
body:
Industrial
varnish in
RAL colour

new

The handy mat cleaner – now also available in your preferred RAL colour
H x W x D 1.000 x 500 x 400 mm. Scope of supply including fastening material.

Corrosion resistance: Zinc-plated with resistant, special varnish for industrial applications Please add the 4 numbers of your preferred RAL colour to the article number.

E.g. brilliant blue 5007: R+M Nr. 105 705 007.

Delivery about 2 weeks



brilliant blue
5007



colza yellow
1021



leaf green
6002



traffic red
3020



flame red
3000



yellow orange
2000



signal orange
2010



steel blue
5011



signal blue
5005



golden yellow
1004

R+M Nr.	(M)
105 70 (RAL-colour)	30.3 kg zinc-plated/varnished in RAL colour

easywash365+ holder

Car mat holder



new

The solid car mat holder for practical wet cleaning of rubber mats or within the vacuum cleaner area for textile mats. Height 300 mm

R+M Nr.	(M)
108 909 09	stainl. steel



The solid car mat holder for practical wet cleaning of rubber mats or within the vacuum cleaner area for textile mats. Height 240 mm

R+M Nr.	(M)
105 750	stainl. steel

Holder for motorcycle helmets



H x W x D 150 x 125 x 87 mm. Weight 0.38 kg. Mounting parts excluded in delivery.

R+M Nr.	(M)
105 000	stainl. steel

Low pressure pre-spraying unit



Pre-spraying unit with gun ST-810, lance ST-28 Cool & Compact zinc-plated steel, nozzle protector ST-10 and nozzle 65° 01 with filter.
Max. 140 bar / 150 °C

R+M Nr.			
200 810 785	nozzle 65° 01	500 mm	1/4" M swivel

Sleeves for windscreen wipers



Polyethylene. 25 µ. HDPE. Blocked at 50 pieces each. Tear-off perforation

R+M Nr.	H x L	VPE
980 908 002 6	90 x 800 mm	2,500
980 806 002 6	80 x 600 mm	5,000

Protective gloves

Protective gloves in dispenser box



Gloves made out of pressed transparency film. Hammered. Taking of gloves at the bottom.
100 pieces per box. Size 240 x 300 mm

R+M Nr.	VPE
105 910	1,000 pieces

Wall mount for protective gloves



Taking of gloves at the bottom.
Stainless steel

R+M Nr.	W	H	D
105 900	235	165	20

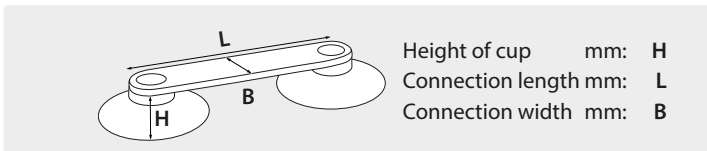


Polyethylene. 45 µ. LDPE. Blocked at 50 pieces each. Tear-off perforation

R+M Nr.	H x L	VPE
980 706 004 6	70 x 600 mm	5,000
980 908 004 6	90 x 800 mm	2,500

HDPE = high density
LDPE = low density

Vacuum cups



Height of cup mm: H
Connection length mm: L
Connection width mm: B

For fixing the rear wipers onto the window. VPE 100 pieces.

Suitable to adhere to smooth, nonporous surfaces

Flexible PVC. **Soft degree of hardness.**

* Thermoplastic elastomer. **Solid degree of hardness.** Limited stock



R+M Nr.	H	L	B	VPE
105 950	8	86	16	100


R+M Nr.	H	L	B	VPE
105 951 *	8	86	16	100

R+M Nr.	H	L	B	VPE
105 952	7	100	16	100

R+M Nr.	H	L	B	VPE
105 953	8	86	16	100

CARWASH COMFORT - the new hose wonder in self-service washing bays

The original



- » High standard of easy and comfortable use in combination with spraying equipment, e.g. brush lance.
- » Light weight, 92 g/m at DN 6. More than half in weight in comparison to an usual self-service hose.
- » Chemically resistant, smooth interior made out of PES.
- » Transparent surface made out of a thermoplastic elastomer, depending on colour: CCBL, CCRT, CCGR, CCGE, CCGN.
- » Oil-, UV-, ozone-resistant and weatherproof.
- » Flexible in case of low temperatures: -40 °C – +60 °C, -40 °F – +140 °F.

- » High-tensile polyester reinforcing, working pressure of up to 200 bar, with a fourfold guarantee, that the hose does not burst.
- » Outer diameter 12 mm at DN 6.
- » Burst pressure > 800 bar.

1/4" : 1/4"



Female thread (DKR)

R+M Nr.	
461 052 603 5	3.5 m
461 052 603 7	3.7 m
461 052 604	4.0 m
461 052 604 2	4.2 m
461 052 604 5	4.5 m
461 052 604 7	4.7 m
461 052 605	5.0 m
461 052 605 5	5.5 m
461 052 606	6.0 m

3/8" : 3/8"



Female thread (DKR)

R+M Nr.	
461 054 603 5	3.5 m
461 054 603 7	3.7 m
461 054 604	4.0 m
461 054 604 2	4.2 m
461 054 604 5	4.5 m
461 054 604 7	4.7 m
461 054 605	5.0 m
461 054 605 5	5.5 m
461 054 606	6.0 m

M14 : M14



Female thread (DKOL)

R+M Nr.	
461 072 603 5	3.5 m
461 072 603 7	3.7 m
461 072 604	4.0 m
461 072 604 2	4.2 m
461 072 604 5	4.5 m
461 072 604 7	4.7 m
461 072 605	5.0 m
461 072 605 5	5.5 m
461 072 606	6.0 m

M18 : M18



Female thread (DKOL)

R+M Nr.	
461 076 603 5	3.5 m
461 076 603 7	3.7 m
461 076 604	4.0 m
461 076 604 2	4.2 m
461 076 604 5	4.5 m
461 076 604 7	4.7 m
461 076 605	5.0 m
461 076 605 5	5.5 m
461 076 606	6.0 m

3/8" : 3/8"



Male thread (AGR)

R+M Nr.	
461 044 603 5	3.5 m
461 044 603 7	3.7 m
461 044 604	4.0 m
461 044 604 2	4.2 m
461 044 604 5	4.5 m
461 044 604 7	4.7 m
461 044 605	5.0 m
461 044 605 5	5.5 m
461 044 606	6.0 m



Female thread (DKR)

R+M Nr.	
462 052 303 5	3.5 m
462 052 303 7	3.7 m
462 052 304	4.0 m
462 052 304 2	4.2 m
462 052 304 5	4.5 m
462 052 304 7	4.7 m
462 052 305	5.0 m
462 052 305 5	5.5 m
462 052 306	6.0 m



Female thread (DKR)

R+M Nr.	
462 054 303 5	3.5 m
462 054 303 7	3.7 m
462 054 304	4.0 m
462 054 304 2	4.2 m
462 054 304 5	4.5 m
462 054 304 7	4.7 m
462 054 305	5.0 m
462 054 305 5	5.5 m
462 054 306	6.0 m




Female thread (DKOL)

R+M Nr.	
462 072 303 5	3.5 m
462 072 303 7	3.7 m
462 072 304	4.0 m
462 072 304 2	4.2 m
462 072 304 5	4.5 m
462 072 304 7	4.7 m
462 072 305	5.0 m
462 072 305 5	5.5 m
462 072 306	6.0 m



Female thread (DKOL)

R+M Nr.	
462 076 303 5	3.5 m
462 076 303 7	3.7 m
462 076 304	4.0 m
462 076 304 2	4.2 m
462 076 304 5	4.5 m
462 076 304 7	4.7 m
462 076 305	5.0 m
462 076 305 5	5.5 m
462 076 306	6.0 m



Male thread (AGR)

R+M Nr.	
462 044 303 5	3.5 m
462 044 303 7	3.7 m
462 044 304	4.0 m
462 044 304 2	4.2 m
462 044 304 5	4.5 m
462 044 304 7	4.7 m
462 044 305	5.0 m
462 044 305 5	5.5 m
462 044 306	6.0 m

CARWASH COMFORT - the new hose wonder in self-service washing bays

1/4" : 1/4"



Female thread (DKR)

R+M Nr.	↔	
463 052 703 5	3.5 m	
463 052 703 7	3.7 m	
463 052 704	4.0 m	
463 052 704 2	4.2 m	
463 052 704 5	4.5 m	
463 052 704 7	4.7 m	
463 052 705	5.0 m	
463 052 705 5	5.5 m	
463 052 706	6.0 m	

3/8" : 3/8"



Female thread (DKR)

R+M Nr.	↔	
463 054 703 5	3.5 m	
463 054 703 7	3.7 m	
463 054 704	4.0 m	
463 054 704 2	4.2 m	
463 054 704 5	4.5 m	
463 054 704 7	4.7 m	
463 054 705	5.0 m	
463 054 705 5	5.5 m	
463 054 706	6.0 m	

M14 : M14



Female thread (DKOL)

R+M Nr.	↔	
463 072 703 5	3.5 m	
463 072 703 7	3.7 m	
463 072 704	4.0 m	
463 072 704 2	4.2 m	
463 072 704 5	4.5 m	
463 072 704 7	4.7 m	
463 072 705	5.0 m	
463 072 705 5	5.5 m	
463 072 706	6.0 m	

M18 : M18



Female thread (DKOL)


R+M Nr.	↔	
463 076 703 5	3.5 m	
463 076 703 7	3.7 m	
463 076 704	4.0 m	
463 076 704 2	4.2 m	
463 076 704 5	4.5 m	
463 076 704 7	4.7 m	
463 076 705	5.0 m	
463 076 705 5	5.5 m	
463 076 706	6.0 m	

3/8" : 3/8"




Male thread (AGR)

R+M Nr.	↔	
463 044 703 5	3.5 m	
463 044 703 7	3.7 m	
463 044 704	4.0 m	
463 044 704 2	4.2 m	
463 044 704 5	4.5 m	
463 044 704 7	4.7 m	
463 044 705	5.0 m	
463 044 705 5	5.5 m	
463 044 706	6.0 m	




Female thread (DKR)

R+M Nr.	↔	
464 052 303 5	3.5 m	
464 052 303 7	3.7 m	
464 052 304	4.0 m	
464 052 304 2	4.2 m	
464 052 304 5	4.5 m	
464 052 304 7	4.7 m	
464 052 305	5.0 m	
464 052 305 5	5.5 m	
464 052 306	6.0 m	




Female thread (DKR)

R+M Nr.	↔	
464 054 303 5	3.5 m	
464 054 303 7	3.7 m	
464 054 304	4.0 m	
464 054 304 2	4.2 m	
464 054 304 5	4.5 m	
464 054 304 7	4.7 m	
464 054 305	5.0 m	
464 054 305 5	5.5 m	
464 054 306	6.0 m	



Female thread (DKOL)

R+M Nr.	↔	
464 072 303 5	3.5 m	
464 072 303 7	3.7 m	
464 072 304	4.0 m	
464 072 304 2	4.2 m	
464 072 304 5	4.5 m	
464 072 304 7	4.7 m	
464 072 305	5.0 m	
464 072 305 5	5.5 m	
464 072 306	6.0 m	




Female thread (DKOL)

R+M Nr.	↔	
464 076 303 5	3.5 m	
464 076 303 7	3.7 m	
464 076 304	4.0 m	
464 076 304 2	4.2 m	
464 076 304 5	4.5 m	
464 076 304 7	4.7 m	
464 076 305	5.0 m	
464 076 305 5	5.5 m	
464 076 306	6.0 m	




Male thread (AGR)

R+M Nr.	↔	
464 044 303 5	3.5 m	
464 044 303 7	3.7 m	
464 044 304	4.0 m	
464 044 304 2	4.2 m	
464 044 304 5	4.5 m	
464 044 304 7	4.7 m	
464 044 305	5.0 m	
464 044 305 5	5.5 m	
464 044 306	6.0 m	




Female thread (DKR)

R+M Nr.	↔	
465 052 303 5	3.5 m	
465 052 303 7	3.7 m	
465 052 304	4.0 m	
465 052 304 2	4.2 m	
465 052 304 5	4.5 m	
465 052 304 7	4.7 m	
465 052 305	5.0 m	
465 052 305 5	5.5 m	
465 052 306	6.0 m	




Female thread (DKR)

R+M Nr.	↔	
465 054 303 5	3.5 m	
465 054 303 7	3.7 m	
465 054 304	4.0 m	
465 054 304 2	4.2 m	
465 054 304 5	4.5 m	
465 054 304 7	4.7 m	
465 054 305	5.0 m	
465 054 305 5	5.5 m	
465 054 306	6.0 m	




Female thread (DKOL)

R+M Nr.	↔	
465 072 303 5	3.5 m	
465 072 303 7	3.7 m	
465 072 304	4.0 m	
465 072 304 2	4.2 m	
465 072 304 5	4.5 m	
465 072 304 7	4.7 m	
465 072 305	5.0 m	
465 072 305 5	5.5 m	
465 072 306	6.0 m	



Female thread (DKOL)

R+M Nr.	↔	
465 076 303 5	3.5 m	
465 076 303 7	3.7 m	
465 076 304	4.0 m	
465 076 304 2	4.2 m	
465 076 304 5	4.5 m	
465 076 304 7	4.7 m	
465 076 305	5.0 m	
465 076 305 5	5.5 m	
465 076 306	6.0 m	



Male thread (AGR)

R+M Nr.	↔	
465 044 303 5	3.5 m	
465 044 303 7	3.7 m	
465 044 304	4.0 m	
465 044 304 2	4.2 m	
465 044 304 5	4.5 m	
465 044 304 7	4.7 m	
465 044 305	5.0 m	
465 044 305 5	5.5 m	
465 044 306	6.0 m	

Symbols ↔ length

CARWASH COMFORT - you are invited to experience our blue hose wonder in DN 8!

High-tensile polyester reinforcing, working pressure of up to 200 bar. DN 8. -40 °C – +60 °C, -40 °F – +140 °F

1/4" : 1/4"



Female thread (DKR)

R+M Nr.	
471 052 603 5	3.5 m
471 052 603 7	3.7 m
471 052 604	4.0 m
471 052 604 2	4.2 m
471 052 604 5	4.5 m
471 052 604 7	4.7 m
471 052 605	5.0 m
471 052 605 5	5.5 m
471 052 606	6.0 m


3/8" : 3/8"



Female thread (DKR)

R+M Nr.	
471 054 603 5	3.5 m
471 054 603 7	3.7 m
471 054 604	4.0 m
471 054 604 2	4.2 m
471 054 604 5	4.5 m
471 054 604 7	4.7 m
471 054 605	5.0 m
471 054 605 5	5.5 m
471 054 606	6.0 m


M14 : M14



Female thread (DKOL)

R+M Nr.	
471 072 603 5	3.5 m
471 072 603 7	3.7 m
471 072 604	4.0 m
471 072 604 2	4.2 m
471 072 604 5	4.5 m
471 072 604 7	4.7 m
471 072 605	5.0 m
471 072 605 5	5.5 m
471 072 606	6.0 m

M18 : M18



Female thread (DKOL)

R+M Nr.	
471 076 603 5	3.5 m
471 076 603 7	3.7 m
471 076 604	4.0 m
471 076 604 2	4.2 m
471 076 604 5	4.5 m
471 076 604 7	4.7 m
471 076 605	5.0 m
471 076 605 5	5.5 m
471 076 606	6.0 m

3/8" : 3/8"



Male thread (AGR)

R+M Nr.	
471 044 603 5	3.5 m
471 044 603 7	3.7 m
471 044 604	4.0 m
471 044 604 2	4.2 m
471 044 604 5	4.5 m
471 044 604 7	4.7 m
471 044 605	5.0 m
471 044 605 5	5.5 m
471 044 606	6.0 m



Female thread (DKR)

R+M Nr.	
471 405 230 35	3.5 m
471 405 230 37	3.7 m
471 405 230 4	4.0 m
471 405 230 42	4.2 m
471 405 230 45	4.5 m
471 405 230 47	4.7 m
471 405 230 5	5.0 m
471 405 230 55	5.5 m
471 405 230 6	6.0 m



Female thread (DKR)

R+M Nr.	
471 405 430 35	3.5 m
471 405 430 37	3.7 m
471 405 430 4	4.0 m
471 405 430 42	4.2 m
471 405 430 45	4.5 m
471 405 430 47	4.7 m
471 405 430 5	5.0 m
471 405 430 55	5.5 m
471 405 430 6	6.0 m



Female thread (DKOL)

R+M Nr.	
471 407 230 35	3.5 m
471 407 230 37	3.7 m
471 407 230 4	4.0 m
471 407 230 42	4.2 m
471 407 230 45	4.5 m
471 407 230 47	4.7 m
471 407 230 5	5.0 m
471 407 230 55	5.5 m
471 407 230 6	6.0 m



Female thread (DKOL)

R+M Nr.	
471 407 630 35	3.5 m
471 407 630 37	3.7 m
471 407 630 4	4.0 m
471 407 630 42	4.2 m
471 407 630 45	4.5 m
471 407 630 47	4.7 m
471 407 630 5	5.0 m
471 407 630 55	5.5 m
471 407 630 6	6.0 m



Male thread (AGR)

R+M Nr.	
471 404 430 35	3.5 m
471 404 430 37	3.7 m
471 404 430 4	4.0 m
471 404 430 42	4.2 m
471 404 430 45	4.5 m
471 404 430 47	4.7 m
471 404 430 5	5.0 m
471 404 430 55	5.5 m
471 404 430 6	6.0 m



Female thread (DKR)

R+M Nr.	
471 205 230 35	3.5 m
471 205 230 37	3.7 m
471 205 230 4	4.0 m
471 205 230 42	4.2 m
471 205 230 45	4.5 m
471 205 230 47	4.7 m
471 205 230 5	5.0 m
471 205 230 55	5.5 m
471 205 230 6	6.0 m



Female thread (DKR)

R+M Nr.	
471 205 430 35	3.5 m
471 205 430 37	3.7 m
471 205 430 4	4.0 m
471 205 430 42	4.2 m
471 205 430 45	4.5 m
471 205 430 47	4.7 m
471 205 430 5	5.0 m
471 205 430 55	5.5 m
471 205 430 6	6.0 m



Female thread (DKOL)

R+M Nr.	
471 207 230 35	3.5 m
471 207 230 37	3.7 m
471 207 230 4	4.0 m
471 207 230 42	4.2 m
471 207 230 45	4.5 m
471 207 230 47	4.7 m
471 207 230 5	5.0 m
471 207 230 55	5.5 m
471 207 230 6	6.0 m



Female thread (DKOL)

R+M Nr.	
471 207 630 35	3.5 m
471 207 630 37	3.7 m
471 207 630 4	4.0 m
471 207 630 42	4.2 m
471 207 630 45	4.5 m
471 207 630 47	4.7 m
471 207 630 5	5.0 m
471 207 630 55	5.5 m
471 207 630 6	6.0 m



Male thread (AGR)

R+M Nr.	
471 204 430 35	3.5 m
471 204 430 37	3.7 m
471 204 430 4	4.0 m
471 204 430 42	4.2 m
471 204 430 45	4.5 m
471 204 430 47	4.7 m
471 204 430 5	5.0 m
471 204 430 55	5.5 m
471 204 430 6	6.0 m

High pressure hoses for self-service washing bays

Hoses with single wire braid and wrapped cover. 15N. Nominal diameter 6. Max. 210 bar /150 °C

1/4" : 1/4"



Female thread (DKR)

R+M Nr.	
331 152 803 5	3.5 m
331 152 804 2	4.2 m
331 152 805	5.0 m


3/8" : 3/8"



Female thread (DKR)

R+M Nr.	
331 154 803 5	3.5 m
331 154 804 2	4.2 m
331 154 805	5.0 m


1/4" : 1/4"



Female thread (DKR)

R+M Nr.	
331 152 603 5	3.5 m
331 152 604	4.0 m
331 152 604 2	4.2 m
331 152 605 5	5.5 m

M14 : M14



Female thread (DKOL) VA

R+M Nr.	
331 172 803 59	3.5 m
331 172 804 29	4.2 m
331 172 804 79	4.7 m


M14 : M14



Female thread (DKOL)


R+M Nr.	
331 172 803 5	3.5 m
331 172 804	4.0 m
331 172 805	5.0 m

M22 : 10  swivel



QSC - swivel disc plug

R+M Nr.	
330 117 303 5	3.5 m
330 117 304	4.0 m
330 117 304 2	4.2 m
330 117 310	10.0 m



QSC - swivel disc plug

R+M Nr.	
331 117 303 5	3.5 m
331 117 304	4.0 m
331 117 304 2	4.2 m
331 117 305	5.0 m
331 117 310	10.0 m

Further hp hoses suitable for self-service washing bays are available on request.

Symbols  length

Heated low pressure hoses


Connecting hoses within ceiling boom 1 SN DN 8 black

Tightly wound surface with steel wire braid, therefore an excellent bending behaviour



Female thread (DKR)

1/4" (AGR) with e-cable



R+M Nr.	
330 012 701 001	2.2 m
330 012 701 002	3.1 m
330 012 701 003	3.6 m

1




Hoses from ceiling boom to foam lance 1 SN DN 8 black

Heated foam hoses for blue lance. Tightly wound surface with steel wire braid, therefore an excellent bending behaviour



1/4" (AGR) with e-cable : silicone hose



R+M Nr.	
330 012 701 004	4.8 m
330 012 701 005	5.2 m
330 012 701 006	5.6 m
330 012 701 007	6.5 m

2

Hoses from ceiling boom to foam lance


Heated foam hoses for blue lance.

Soft and smooth surface:

- » enjoyably easy handling
- » very gentle to surface of the vehicle
- » no black stripes on the car



1/4" (AGR) with e-cable : silicone hose



R+M Nr.	
330 012 701 008	4.8 m
330 012 701 009	5.2 m
330 012 701 010	5.6 m
330 012 701 012	6.5 m


2

Complete hose comprising connecting hose within ceiling boom and hose from boom to foam lance 1 SN DN 8 black

Heated foam hoses. Tightly wound surface with steel wire braid, therefore an excellent bending behaviour



1/4" female thread (DKR) with e-cable : silicone hose



R+M Nr.	
330 012 701 013	7.2 m
330 012 701 014	8.0 m
330 012 701 015	10.0 m

3

Complete hose comprising connecting hose within ceiling boom and hose from boom to foam lance


Heated foam hoses.

Soft and smooth surface:

- » enjoyably easy handling
- » very gentle to surface of the vehicle
- » no black stripes on the car



1/4" female thread (DKR) with e-cable : silicone hose



R+M Nr.	
330 012 701 016	7.2 m
330 012 701 017	8.0 m
330 012 701 018	10.0 m

3

Symbols  length

Heated low pressure hoses

Wheel rim cleaner with PA inner hose

Heated foam hoses

Soft and smooth surface:

- » enjoyably easy handling
- » very gentle to surface of the vehicle
- » no black stripes on the car

Female thread (DKR)

1/4" with e-cable: 1/4"



For old lance.

R+M Nr.	
330 012 701 019	6.8 m

450 mm silicone hose with
e-cable : 50 mm silicone hose



For new lance.

R+M Nr.	
330 012 701 020	6.8 m


Connecting hoses to the ceiling boom 1 SN DN 8 black

Heated foam hoses for 2 or 3
washing bays.

**Tightly wound surface with steel
wire braid, therefore an excellent
bending behaviour**

Female thread (DKR)

1/4" with e-cable: 1/4"



R+M Nr.	
330 012 701 021	10 m
330 012 701 022	12 m

Heated high pressure hoses (before 2005)

Heated high pressure hoses 1 SN DN 8 black

Heated high pressure hoses for 2 or 3 washing bays. **Tightly wound surface
with steel wire braid, therefore an excellent bending behaviour**

M22 x 1.5 QSC with e-cable :
10 mm plug nipple with bearing

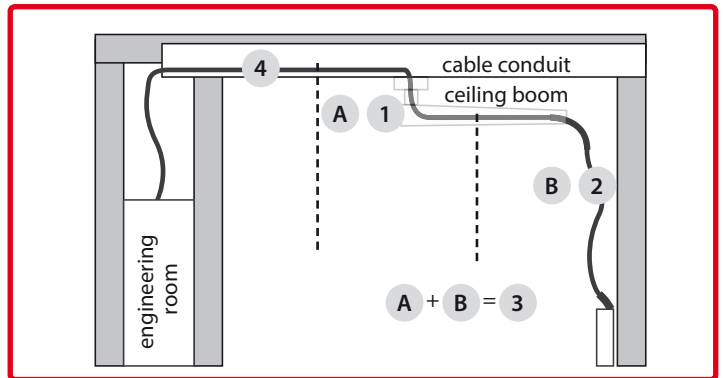


R+M Nr.	
330 012 701 023	12 m
330 012 701 024	15 m

M22 x 1.5 QSC with e-cable :
3/8 M plug nipple with bearing




R+M Nr.	
330 012 701 025	12 m
330 012 701 026	15 m




Chemical spray guns ST-510 & lances

Chemical spray guns ST-510 with lances



1000 - 2000 mm. Spray gun with telescopic lance made out of stainless steel and nozzle holder without nozzle. Spray gun with stainless steel V4A / AISI 316 ball being resistant to chemicals. Max. 25 bar / 30 l/min / 50 °C

R+M Nr.				
200 510 600		nozzle holder		1/2" F



600 mm. Spray gun with lance made out of stainless steel and nozzle nut without nozzle. Spray gun with stainless steel V4A / AISI 316 ball being resistant to chemicals. Max. 25 bar / 30 l/min / 50 °C

R+M Nr.				
200 510 550		nozzle holder		1/2" F



300 mm. Spray gun with lance made out of stainless steel and nozzle nut without nozzle. Spray gun with stainless steel V4A / AISI 316 ball being resistant to chemicals. Max. 25 bar / 30 l/min / 50 °C

R+M Nr.				
200 510 560		nozzle holder		1/2" F



600 mm. Spray gun with lance made out of plastic and nozzle nut without nozzle. Spray gun with stainless steel V4A / AISI 316 ball being resistant to chemicals. Max. 25 bar / 30 l/min / 50 °C

R+M Nr.				
200 510 700		nozzle holder		1/2" F



600 mm. Spray gun with lance made out of plastic and nozzle nut without nozzle. Spray gun with acid-resistant ball. Max. 25 bar / 30 l/min / 50 °C

R+M Nr.				
200 510 705		nozzle holder		1/2" F



210 mm. Spray gun with lance made out of plastic and nozzle nut without nozzle. Spray gun with stainless steel V4A / AISI 316 ball being resistant to chemicals. Max. 25 bar / 30 l/min / 50 °C

R+M Nr.				
200 510 710		nozzle holder		1/2" F

Chemical spray gun ST-510



Gun with stainless steel V4A / AISI 316 ball being resistant to chemicals. Max. 25 bar / 70 l/min / 50 °C

R+M Nr.				
200 510 500		1/2" F		1/2" F

Filter



Plastic. Max. 50 °C

R+M Nr.
500 04

Symbols thread volume inlet outlet

Foam gun



Applications

Designed for applications with acidic and caustic cleaner, soaps, disinfectants, degreasing and softening agents. The field of application is very versatile.

- » Food industry and canteen kitchen
- » Sanitary facilities and swimming baths
- » Cleaning of trucks, cars and other vehicles
- » Garages and petrol stations
- » Shops and workshops

The foam gun directly connected to the public water pipe produces a cleaning foam by means of foam injector. The water pressure sucks in the cleaning agent and air, both are being mixed to consistent foam, sprayed out via the spraying head and the foam wand. The cleaning agent can also purposely and automatically be diluted via a built-in proportioner so that the right mixture of chemical and water as foam can be chosen for the cleaning application.

Technical specifications

Water pressure 2.5 - 6 bar (for maximum accuracy 3 - 4 bar)

Output 5.5 l/min

Mixing Ratio

Multi-ratio dial has 5 mixing settings and off

A	B	C	D	E	0
1:128	1:64	1:32	1:20	1:10	off



R+M Nr.		
106 996 500	incl. coupler plugs "universal"	1 l

Features

- » Exceptional chemical resistance to acidic and caustic cleaner.
- » Foam generating wand creates a thick clinging foam.
- » Automatic dosing of chemicals.
- » Durable polymer mixing head with stainless steel screws.
- » Multi-ratio dial has 5 mixing settings and off.
- » Gun is removable from quick coupling for clear rinsing with water.
- » Easy filling by means of wide mouth.
- » Only works with water pipe pressure.
- » Suitable for all customary water couplings.
- » Chemical container volume 1,000 ml

easyclean365+ Gun

New improved version

The new cleaning wonder the so called **easyclean365+ Gun** ensures the most professional and efficient interior and exterior cleaning of all kinds of dirt in the car wash sector. From now on strenuous manual work together with different cleaning agents are not necessary anymore as the **easyclean365+ Gun** removes chocolate on seats, dirt in ventilation ducts and also brake dust on wheel rims by its technically mature technology. Thereby, it generates the cleaning efficiency of a rotary cutter - only a permanent compressed air connection for minimum 5.5 bar and a suitable cleaning agent are required and necessary. By the needed low water volume and the effect in depth of the dirt a speedy drying of the surfaces is guaranteed!

Save your **easyclean365+ Gun** today and become acquainted with its convincing performance!

Technical specifications

Working pressure 5.5 - 9.0 bar

Air consumption 200 l/min



R+M Nr.		
106 996 700	1/4" F	1 l

Accessories easyclean365+ Gun



Discharge funnel

R+M Nr.
106 996 710



Spray hose

R+M Nr.
106 996 711



Suction hose

R+M Nr.
106 996 717



Weighted tube ass'y

R+M Nr.
106 996 712



Bottle 1 l

R+M Nr.
106 996 713



Plug for compressed air

R+M Nr.
555 30

Sprayer

Industry Line

The sprayer of the series Industry line are special devices for extraordinary difficult applications such as car wash, oil platforms or industrial cleaning applications.

They are resistant to lots of chemicals which are used in industry.

Due to the acid-resistant lance, the EPDM / Viton seals and the extremely durable high-pressure container the devices are designed for the most difficult cleaning applications. Safety for the user is absolutely guaranteed.

Field of application

- » Oil industry
- » Chemical industry
- » Control of epidemics
- » Workshops and factories
- » Disinfection and rat control



R+M Nr.	Seal kit	⌀	l	⌀	l	VPE
106 995 070	EPDM	2.0 kg	470 mm	220 mm	7 l	1/4
106 995 090	EPDM	2.2 kg	570 mm	220 mm	9 l	1/4
106 995 120	EPDM	2.4 kg	600 mm	220 mm	12 l	1/4
106 995 070 1	Viton	2.0 kg	470 mm	220 mm	7 l	1/4
106 995 090 1	Viton	2.2 kg	570 mm	220 mm	9 l	1/4
106 995 120 1	Viton	2.4 kg	600 mm	220 mm	12 l	1/4

Spare parts Industry Line



Telescopic lance with handle 700 - 1,350 mm

R+M Nr.
106 995 500



Lance tip with nozzle 1.5 mm

R+M Nr.
106 995 558



Hose 1.7 m

R+M Nr.
106 995 501



Seal kit Viton

R+M Nr.
106 995 503

Spare parts Master Line

Seal kit EPDM

R+M Nr.
106 995 508

Seal kit Viton

R+M Nr.
106 995 502

Ergo Industry



The compression sprayer of the series Ergo Industry are modern hand pressure sprayer. Due to their user-friendly design and the excellent quality of their Viton seals they are the best on the market regarding technical solutions of compression sprayer.

Equipment

- » Nozzle consisting of a regulator for defining the stream angle
- » Interior filter being placed at the flexible intake pipe. **Upside down spraying is possible**
- » Durably efficient pump
- » Precision dosing valve. **With transparent volume scale on the tank**
- » Ergonomic shape. **On-off button for spraying at the handle**
- » The sprayer can be hung up by means of the hand grip

R+M Nr.	l	kg	VPE
106 995 015 2	1.5 l	0.54 kg	1/12
106 995 020 2	2.0 l	0.60 kg	1/12

Mini Line



The trigger sprayer of the series Mini line are used for manual spraying and sprinkling of plants in greenhouses, gardens, on terraces and balconies. The sprayer are equipped with technically advanced nozzles with adjustable stream angle. They are perfect devices for spraying liquid fertilizers, chemicals and for sprinkling water. All parts of the sprayer are made out of durable materials which are resistant to chemicals. The special spraying head of the Mini assures a very fine stream of liquid so that it does not weep. sealing: NBR

Equipment

- » Precision valve for an ideal spraying of liquids
- » Ergonomic spraying head is fitted with an easy pusher for spraying
- » Filter armed at the little intake pipe

R+M Nr.	l	kg	VPE
106 995 005	0.5 l	0.10 kg	1/25
106 995 010	1.0 l	0.12 kg	1/60

Sprayer



titan

Titan is a modern and comfortable knapsack sprayer with viton seals. Titan knapsack is designed to make their exploitation and operation easy and comfortable. The lever can be adapted to either side of the sprayer to suit both right and left hand operators.

Equipment:

- » telescopic wand 75-135 cm
- » light-weight, hermetic (no-hole at the base) tank
- » transparent walls with a scale
- » strong, durable base
- » high efficient pump with glass balls inside the piston
- » 2 nozzles with regulation of stream angle MR1.5 (1.5 mm), MR1.0 (1.0 mm)
- » push-in valve (thumb control for instant on/off)
- » safety valve
- » in line filter
- » reinforced PCV hose 130 cm
- » extra spare parts and silicone smear enclosed



R+M Nr.		H x W x D		VPE
106 995 312	3.6 kg	610 x 400 x 150 mm	12 l	1
106 995 316	4.2 kg	610 x 410 x 180 mm	16 l	1
106 995 320	4.4 kg	610 x 410 x 205 mm	20 l	1



AXEL

After being filled (up to 2/3 l) and short pumping (up to 4 bar), the AXEL foam sprayer is immediately ready for use. Three more foam nozzles are included in the scope of supply. Depending on the foam carpet to be generated, they can be changed quickly. This is why this sprayer is unique in terms of its various fields of use. Thanks to the EPDM seals, the sprayer is perfectly suitable for a large number of cleaning agents/shampoos. When removing the foam nozzle inserts, AXEL 2000/3000 can be used like a normal pressure sprayer, too. This is why the AXEL foam sprayers are probably the best foam sprayers of this type available in the market.

Equipment:

- » incl. 3 more foam nozzles with exchangeable pads
- » EPDM seal kit



R+M Nr.			VPE
106 995 586	1.0 l	0.86 kg	1/12
106 995 587	2.0 l	0.89 kg	1/12

Sprayer with pressure tank



- » The filling is very easy and effected by means of a plastic hopper to fill in.
- » 1/4" M connection to be attached at the compressed-air supply.
- » Max. 8 bar. Equipped with a default safety valve.
- » Chemically resistant hose 10 m. Spray lance 600 mm with nozzle. Fill level indication.
- » Suitable for the use in the car wash and industry.
- » **Available from 10 pieces in other RAL colors.**

R+M Nr.	TYP	📦
106 024 500	coated steel	24 l
106 050 500	coated steel	50 l
106 100 500	coated steel	100 l

Foamer with pressure tank



- » The filling is very easy and effected by means of a plastic hopper to fill in.
- » 1/4" M connection to be attached at the compressed-air supply.
- » Max. 8 bar. Equipped with a default safety valve.
- » Chemically resistant hose 10 m. Foam lance 600 mm with nozzle head and 4 nozzles. Fill level indication.
- » Integrated dosing unit to realise the desired air/foam mixture. Permanent pressure exposure is required in order to achieve an uniform foam result.
- » Suitable for the use in the car wash and industry.
- » **Available from 10 pieces in other RAL colors.**

R+M Nr.	TYP	📦
106 024 550	coated steel	24 l
106 050 550	coated steel	50 l
106 100 550	coated steel	100 l

Suitable for keeping and application of liquids of the group 2 according to the directive EWG/67/548 Art. 2, para. 2 and directive EG/97/23 Art. 9. Not suitable for liquids of group 1 and especially strong alkaline solution and acids.

Accessories for sprayer and foamer

Foam hoses



Bayonet.
10 m

R+M Nr.
106 901 01

Spray hoses



1/4" M.
10 m

R+M Nr.
106 911 01

Foam head



1/2" M

R+M Nr.
106 906 0

Nozzles



Foamer.
55° 55

R+M Nr.
609 805 59



Foamer.
60° 25

R+M Nr.
609 802 59



Sprayer.
110° 04

R+M Nr.
609 110 04



Sprayer.
110° 045

R+M Nr.
609 110 045

Symbols type volume shipment by truck

Sprayer with pressure tank



- » The filling is very easy and effected by means of a plastic hopper to fill in.
- » 1/4" M connection to be attached at the compressed-air supply.
- » Max. 8 bar. Equipped with a default safety valve.
- » Chemically resistant hose 10 m. Spray lance 600 mm with nozzle.
Fill level indication.
- » Suitable for the use in the food industry, car wash and industry.

R+M Nr.	TYP	📦
106 024 600	stainless steel AISI 304, V2A	24 l
106 050 600	stainless steel AISI 304, V2A	50 l
106 100 600	stainless steel AISI 304, V2A	100 l

Foamer with pressure tank



- » The filling is very easy and effected by means of a plastic hopper to fill in.
- » 1/4" M connection to be attached at the compressed-air supply.
- » Max. 8 bar. Equipped with a default safety valve.
- » Chemically resistant hose 10 m. Spray lance 600 mm with nozzle.
Fill level indication.
- » Integrated dosing unit to realise the desired air/foam mixture. Permanent pressure exposure is required in order to achieve an uniform foam result.
- » Suitable for the use in the food industry, car wash and industry.

R+M Nr.	TYP	📦
106 024 650	stainless steel AISI 304, V2A	24 l
106 050 650	stainless steel AISI 304, V2A	50 l
106 100 650	stainless steel AISI 304, V2A	100 l

Suitable for keeping and application of liquids of group 2 according to the directive EWG/67/548 Art. 2, para. 2 and directive EG/97/23 Art. 9. Not suitable for liquids of group 1.

Accessories for sprayer and foamer

Nozzle	Nozzle filters	Reduction nipples	Adaptor	Nut for nozzle	Seal		
		 			 		
Sprayer. 100° 03	50 MESH	1/4" F : 1/2" M. Brass	1/4" F : 1/2" M. Stainless steel	Bayonet : 1/4" M	Plug DN 7.4 : 1/4" F	1/2" M	
R+M Nr. 609 110 03	R+M Nr. 106 909 2	R+M Nr. 575 40	R+M Nr. 575 49	R+M Nr. 106 900 1	R+M Nr. 554 714	R+M Nr. 106 909 3	R+M Nr. 106 909 4

easyclean365+ microfibre cloths



Excellent water absorption and high absorption speed by polyurethane skin which treats the surfaces with care.

According to the principle "completely clean with only one wipe". Even spots like fingerprints are removed in the twinkling of an eye and the surfaces gleam in mint condition.

Washable and usable several times.

Water drops on the surfaces after cleaning are a thing of the past and the use of any detergents is dropped.

Due to the interwoven and strong texture the microfibre cloth is tear-resistant. Furthermore, it is lint-free, antibacterial, very kind to your skin and anti-allergic.

Composition: PET/PA microfibre, high-tech polyurethane.

easyclean365+ microfibre cloth WA 600



The streak-free cleaning wonder! Ideal for the professionally interior cleaning of vehicles, car finish, motorcycles, catering trade, kitchen & bathroom. Single pack with European perforation and product code.
Size: 35 x 40 cm

R+M Nr.	(M)	(VPE)
951 700 710	PET/PA microfibre, high-tech polyurethane	10
951 700 750	PET/PA microfibre, high-tech polyurethane	50

easyclean365+ microfibre cloth WA 1400




The extremely absorbent drying wonder! Ideal for the professionally exterior cleaning of vehicles, car finish, motorcycles, catering trade, kitchen & bathroom. Single pack with European perforation and product code.

Size: 37.5 x 40 cm

R+M Nr.	(M)	(VPE)
951 700 611	PET/PA microfibre, high-tech polyurethane	10
951 700 650	PET/PA microfibre, high-tech polyurethane	50

easyclean365+ microfibre cloth WA 1400



The extremely absorbent drying wonder! Ideal for the professionally exterior cleaning of vehicles, car finish, motorcycles, catering trade, kitchen & bathroom.

Size: 44 x 50 cm

R+M Nr.	(M)	(VPE)
951 700 601	PET/PA microfibre, high-tech polyurethane	10
951 700 605	PET/PA microfibre, high-tech polyurethane	50

easyclean365+ microfibre cloth WA 1400



The extremely absorbent drying wonder! Ideal for the professionally exterior cleaning of vehicles, car finish, motorcycles, catering trade, kitchen & bathroom.

Size: 45 x 50 cm

R+M Nr.	(M)	(VPE)
951 700 510	PET/PA microfibre, high-tech polyurethane	10
951 700 550	PET/PA microfibre, high-tech polyurethane	50

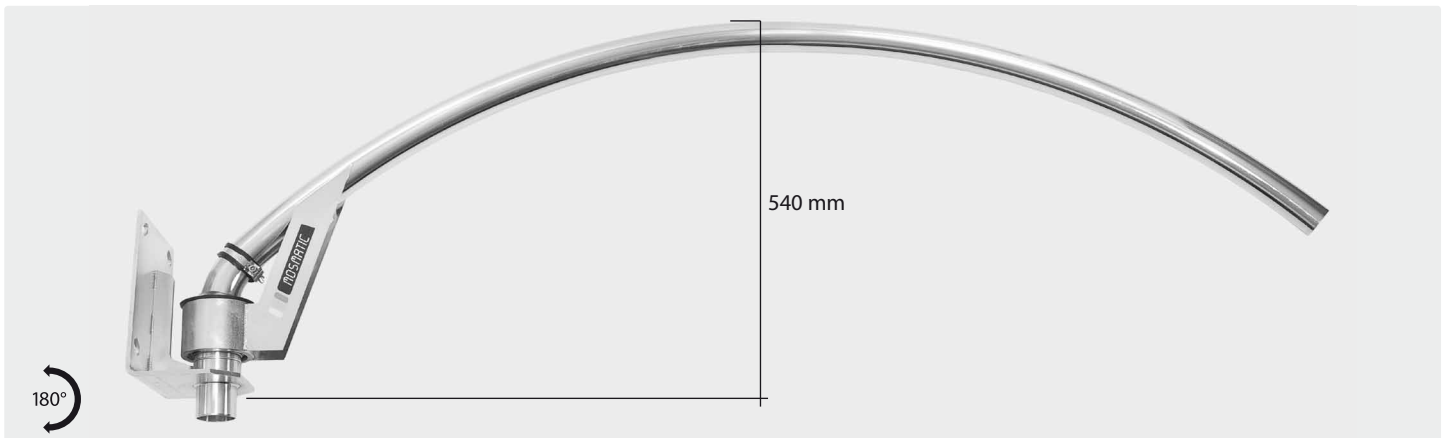
Mosmatic air spinner system

The air spinner system is a novelty used in the self-service car wash. It is especially designed for outdoor vacuum cleaner and self-service drying plants. The air spinner system eliminates the use of floor hoses so that the user has more room to move.

Air system spinner LU-W for wall fastening

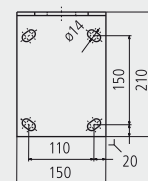


R+M Nr.				
108 603 11	1,600 mm	stainless steel	Ø 50 mm	8.0 kg



R+M Nr.				
108 609 58	1,750 mm	stainless steel	Ø 50 mm	8.6 kg

Wall plate



Air system spinner LU-D for ceiling fastening



R+M Nr.				
108 603 10	1,600 mm	stainless steel	Ø 50 mm	8.0 kg



R+M Nr.				
108 603 13	1,600 mm	stainless steel	Ø 50 mm	8.0 kg

Symbols length material thread weight diameter VPE packing unit

Mosmatic air spinner system

Air system spinner LU-B for floor fastening



Spinner with a moving radius of 360°. Height 3,100 mm

R+M Nr.	↔	M	⊙	⊞
108 603 12	1,600 mm	stainless steel	⊙ 50 mm	18.0 kg

90° elbow pipe



1 pipe clamp

R+M Nr.	⊙
108 603 14	⊙ 50 mm

Extension



1 pipe clamp. 1,000 mm

R+M Nr.	⊙
108 603 15	⊙ 50 mm

Rotating socket



1 pipe clamp

R+M Nr.	⊙
108 603 23	⊙ 50 mm

Clip flue




2 pipe clamps. ↔ Max. 1.5 m

R+M Nr.	⊙
108 603 20	⊙ 50 mm

**System is also
available in 40 mm.**

Mosmatic self-service air dryer



To easily dry in a quick and uncomplicated way!

Substantially reduces water spots, no impairment of the paint – both in summer and winter. The strong blower and the especially moulded air nozzle guarantee a polished and spotless result. It dries the smallest gaps such as door joints, wing mirrors, radiator grills etc. and really eliminates water spots. Combined with a Mosmatic air spinner system the dryer is for sure an interesting and very profitable attraction at your wash bay.

Attention: Connection should be carried out by authorised staff only!

Specifications

Dimension drying unit	533 mm x 533 mm.
Dimension universal plate	421 mm x 421 mm



Drying unit with 75 cm hose connection ⊙ 50 mm, universal plate for mounting the dryer, special air nozzle with 4.5 m hose connection ⊙ 50 mm, wall holder for mounting the special air nozzle, information and operation sign.

R+M Nr.	V	W
108 603 96	220 - 240 Volt 50 / 60 Hz	2 motors à 1,600 Watt



Symbols ⊙ diameter ⊞ inlet ⊞ outlet ℃ temperature P pressure ⊙ thread M material ↔ length ⊞ weight

Underbody lance ST-97.1

Material stainless steel. Rolls: POM. Pipe: stainless steel, plastic-coated. Max. 40 l/min. 100 °C. 3 nozzles 1/8" M are required. Spraying angle of 25°



R+M Nr.			spray gun			rolls
200 097 801	3/8" F	3 x 1/8" F	ST-601 standard	180 bar	1,700 mm	60 mm
200 097 803	3/8" F	3 x 1/8" F	ST-601 weep	180 bar	1,700 mm	60 mm
200 097 802	3/8" F	3 x 1/8" F	ST-601 freeze stop	180 bar	1,700 mm	60 mm

easywash365+ Holder for Underbody Lance



Stainless Steel. H x W x D 50 x 245 x 43 mm. Pre-drilled mounting holes at a distance of 135 mm

R+M Nr.	
040 000 321	266 g



Hurricane

- » Ergonomical and versatile
- » Requires 2 HP-nozzles
- » Incl. HP gun
- » Easy to maneuver
- » High rpm stainless steel swivel features reinforced self lubricated stainless steel ball bearings for improved performance. The dual spring based carbide seal system, guarantees long lasting operation under tough conditions

Manual underbody washing made easy. The handy Hurricane is versatile as for example for cars, trucks, agricultural and construction machines. The object to be cleaned does not even need to be on a lifting platform.



R+M Nr.		min. clearance		°C		castor-		
108 806 91	520 mm	165 mm	2 x HP-nozzles 15°, 1/8"	120°	275 bar	1x 60, 2x 100 mm	3/8" F	12.4 kg
108 806 93 *	520 mm	230 mm	2 x nozzle tips 15°	120°	275 bar	1x 60, 2x 100 mm	3/8" F	15.1 kg

* Delivery about 3 weeks

Mosmatic surface cleaner with air recovery system and integrated gum remover



- » Such as the other devices of the FL-AH series the new FL-AH-KAU is a record performance regarding quality, finish and excellent cleaning result. We do not know anybody who has not yet seen places such as railway stations, stadiums, schools and many more which are covered with hundreds of chewing gums. This development is the best solution against this appearance!
- » In order to ensure an effective removal of the gums the special nozzle is positioned behind the stainless steel cap. The surface is cleaned in a conventional way by means of the gun which is mounted at the right side. In case of removing stubborn dirt e.g. chewing gums the special nozzle is switched on by the gun mounted at the left side. The gums are cut up and totally removed by the hp jets and finally sucked in.
- » By means of four 100 mm plastic rolls the surface cleaner can be easily moved.
- » The frame as well as all mounting parts made out of stainless steel offer additional stability. Best cleaning results are achieved due to the height adjustable housing.
- » The swivel has reinforced self-lubricating stainless steel ball bearings and a dual spring based carbide seal system especially designed for higher revs. This combination guarantees a very long durability.
- » 2 spray guns ST-2605 equipped with the patented LTF technology, 2 hp nozzles 15° 03 and a special nozzle for the removal of chewing gums are included. Further nozzle sizes are available on request.
- » Suitable for 50 mm suction hose. Suction hose is excluded.
- » Max. 350 bar / 120 °C. Min. 15 l/min / 250 bar

R+M Nr.	Ø	C	⊞
108 809 61	520 mm	3/8" F	20 kg

LTF - Low Trigger Force 90 % reduced holding force and 40 % reduced trigger force against usual market guns.

Mosmatic floor cleaner

FL-ABB 200



Stainless steel. 2 flat stream nozzles 15° 1/8" M are required.
Min. 18 l/min / 150 bar.
Max. 350 bar / 120 °C

- » Floor cleaner - graffiti removing by means of suction system
- » Field of application: graffiti removing, restoration of different surfaces, maintenance of buildings and exclusively designed for applications with high water pressure
- » Suitable for applications from the outside e.g. concrete, brick, lime stone buildings or wooden surfaces
- » Suitable for 50 mm suction hose
- » Our spray gun ST-2605 (202 605 500) equipped with the patented LTF system is recommended for effortless cleaning applications
- » The high pressure gun and nozzles are excluded

R+M Nr.	Ø	C	⊞
108 780 35	200 mm	1/4" F	2.7 kg

FL-EB 200



Stainless steel. 2 flat stream nozzles 15° 1/8" M are required.
Max. 275 bar / 120 °C

- » Floor cleaner - economy
- » This multifunction floor cleaner is especially designed for all applications such as brick-lined walls, boat walls, bases, stairs, sidewalks, windows etc.
- » Our spray gun ST-2605 (202 605 500) equipped with the patented LTF system is recommended for effortless cleaning applications
- » The high pressure gun and nozzles are excluded

R+M Nr.	Ø	C	⊞
108 780 02	200 mm	1/4" F	2.7 kg

easywash365+ vertical boom**Absolutely new in the car wash industry!**

- » Completely made out of stainless steel
- » Rotatable by 360°
- » Solid construction
- » Spring action

The vertical boom for single washing bays! This cost-efficient solution is ideal for smaller self-service motorcycle, bicycle or car washing bays. It is not absolutely imperative that the boom is incorporated in the technical board as it can be easily mounted on the wall. Therefore, the vertical boom is also the perfect solution for areas with a shortage of space. Due to its compact design not much room is needed, but however a high degree of mobility is given. The radius of 360° as well as the built-in spring guarantee best possible mobility when carrying out the washing.

The **easywash365+** vertical boom is completely made out of stainless steel. A mounting bracket is included in the consignment.

Technical specifications:

Height 2,008 mm.

Weight 4.4 kg

easywash365+ suction swivel arm**New for self-service vacuum cleaning**

- » entirely made out of stainless steel
- » solid construction
- » suspension

The vertical **easywash365 + suction swivel arm** for self-service!

This cost-effective solution is ideal for single suction places.

In this case, the arm does not necessarily have to be integrated into the cabinet technology, but can be easily mounted on a wall. Perfect if space might be limited, because due to its construction this boom needs little space and bending over offers a lot of mobility.

The built-in spring prevents kinking of the suction hose and allows a barrier-free handling with optional freedom of mobility.

The vertical **easywash365 + suction swivel arm** is completely made out of stainless steel and is supplied including a mounting bracket.

Height 2,320 mm.

Tube height 1,500 mm.

Internal tube diameter of 65 mm.

Weight 10.1 kg

R+M Nr.

108 607 01

R+M Nr.

109 001 500

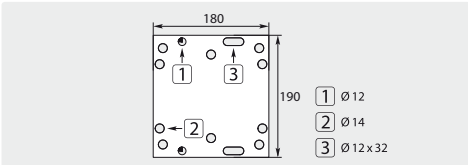
Symbols inlet weight diameter

easywash365+ car wash ceiling booms

easywash365+ standard




Stainless steel. Ready for installation with two integrated swivels and professional high pressure hose with spring and integrated hose bend restrictors. Axle 2-ball bearings and permanently lubricated. Max. 275 bar / 90 °C.

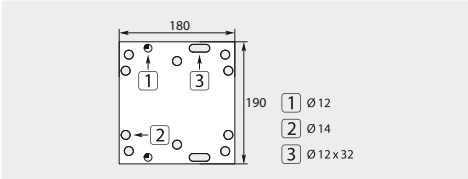


R+M Nr.				
109 766 954	1,750 mm	1/4" F	1/4" M	8.0 kg

easywash365+ double ceiling booms



Stainless steel. Ready for installation with three integrated swivels, professional high pressure hose with spring and integrated hose bend restrictors. Axle 2-ball bearings and permanently lubricated. Especially developed for 2 different application mediums. Max. 275 bar / 90 °C




R+M Nr.				
109 767 921	1,600 mm / 1,750 mm	1/4" F	1/4" M	13.5 kg

Symbols inlet outlet weight length shipment by truck

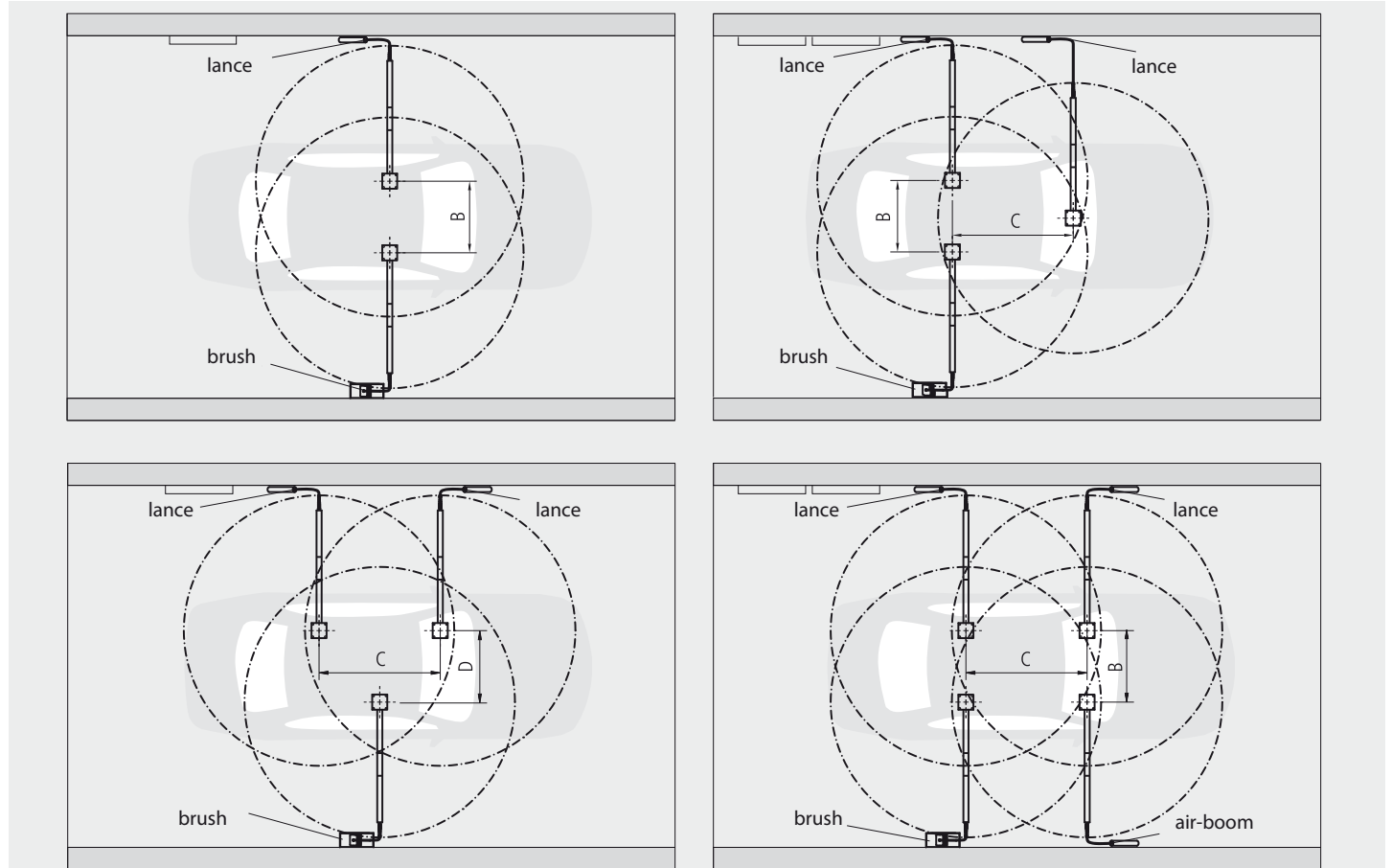
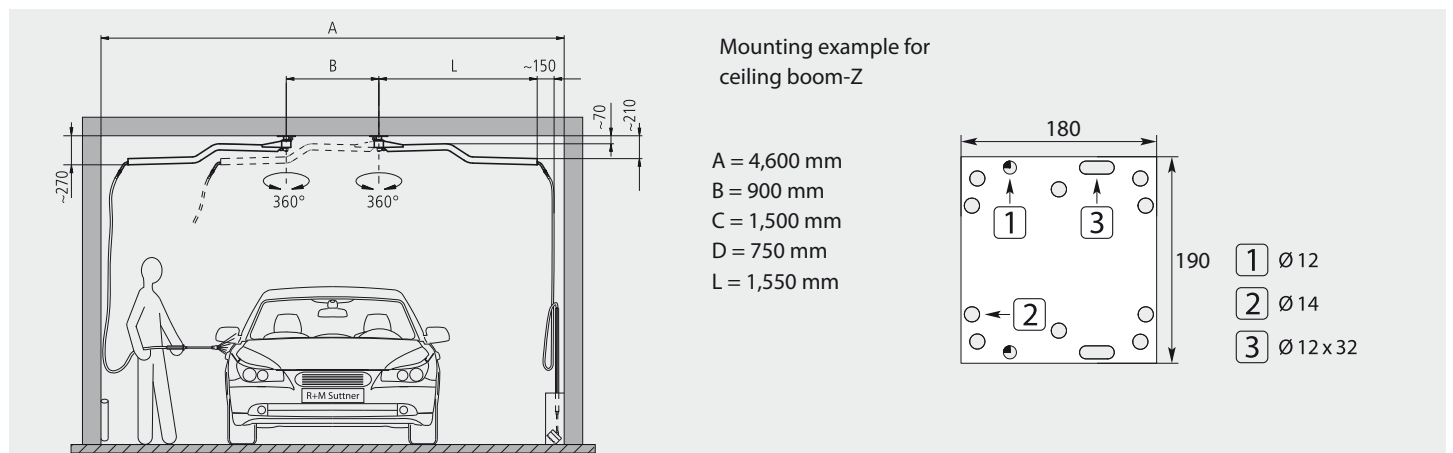
easywash365+ car wash ceiling booms

easywash365+ car wash ceiling boom-Z



Stainless steel. Ready for installation with two integrated swivels and professional high pressure hose with spring and integrated hose bend restrictors. Axle 2-ball bearings and permanently lubricated. Especially designed for using two booms side by side.
Max. 275 bar / 90 °C

R+M Nr.				
109 765 926	1,550 mm	1/4" F	1/4" M	8.0 kg



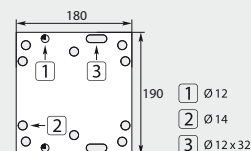
easywash365+ car wash ceiling booms with suspension

easywash365+ standard



Stainless steel. Ready for installation with two integrated swivels and professional high pressure hose with spring and integrated hose bend restrictors. Axle 2-ball bearings and permanently lubricated. Max. 275 bar / 90 °C.

R+M Nr.	↔	Ⓒ	↺	Ⓢ
109 766 972	1,750 mm	1/4" F	1/4" M	8.0 kg

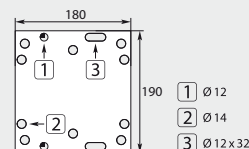


easywash365+ car wash ceiling boom-Z



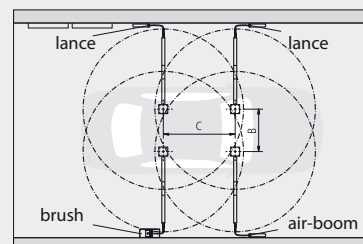
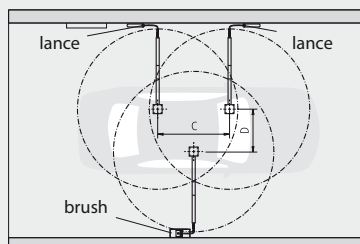
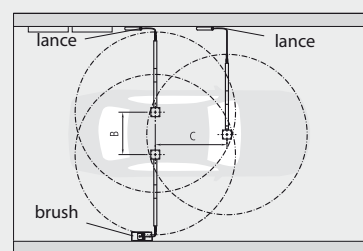
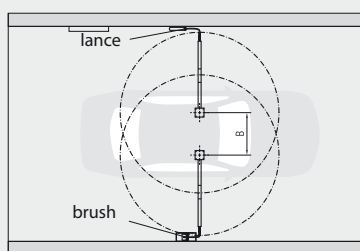
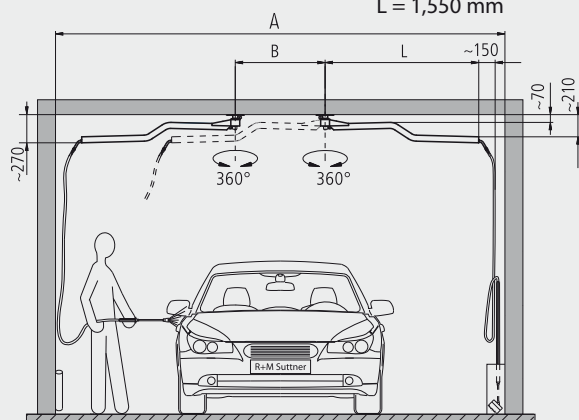
Stainless steel. Ready for installation with two integrated swivels and professional high pressure hose with spring and integrated hose bend restrictors. Axle 2-ball bearings and permanently lubricated. Especially designed for using two booms side by side. Max. 275 bar / 90 °C

R+M Nr.	↔	Ⓒ	↺	Ⓢ
109 765 978	1,550 mm	1/4" F	1/4" M	8.0 kg



Mounting example for ceiling boom-Z


A = 4,600 mm
B = 900 mm
C = 1,500 mm
D = 750 mm
L = 1,550 mm



Symbols Ⓒ inlet ↺ outlet Ⓢ weight ↔ length

easywash365+ car wash ceiling booms

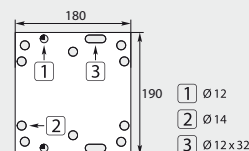
easywash365+ double ceiling booms with suspension



Stainless steel. Ready for installation with three integrated swivels, professional high pressure hose with spring and integrated hose bend restrictors. Axle 2-ball bearings and permanently lubricated. Especially developed for 2 different application mediums.

Max. 275 bar / 90 °C

R+M Nr.	↔	⌚	⌚	⌚
109 763 904	1,600 mm / 1,750 mm	1/4" F	1/4" M	13.5 kg



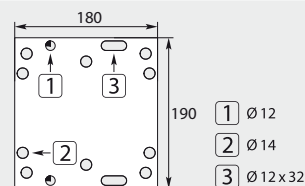
easywash365+ motorcycle ceiling booms



Stainless steel. Ready for installation with two integrated swivels and professional high pressure hose with spring and integrated hose bend restrictors. Axle 2-ball bearings and permanently lubricated. Especially designed for using in motorcycle bays.

Max. 275 bar / 90 °C

R+M Nr.	↔	⌚	⌚	⌚
109 766 956	850 mm	1/4" F	1/4" M	5.9 kg



Swivels for easywash365+ ceiling booms



1/4" M BSP : 3/8" F NPT

R+M Nr.
108 409 26



1/4" M BSP : 3/8" F NPT

R+M Nr.
108 329 27

Wall mounts



Stainless steel V2A / AISI 304. For easywash365+ and Mosmatic ceiling booms

R+M Nr.
109 721 047

Positioner



Positioner with magnet. By means of a positioning device the Mosmatic ceiling boom-Z can easily be parked in the desired position.

R+M Nr.
108 659 11

Replacement hoses

easywash365+

Hoses for easywash365+ ceiling booms / **ceiling boom-Z

R+M Nr.	↔
340 144 000 994 9	850 mm
340 144 001 694 9**	1,550 mm
340 144 001 744 9	1,600 mm
340 144 001 894 9	1,750 mm
340 144 002 034 9	2,050 mm

Mosmatic

Hoses for Mosmatic ceiling booms / *ceiling boom-Z incl. replacement spring

R+M Nr.	↔
345 176 001 578*	1,450 mm
346 176 001 67	1,550 mm
345 176 001 678*	1,550 mm
346 176 001 72	1,600 mm
346 176 001 87	1,750 mm
345 176 001 878*	1,750 mm
346 176 002 00	1,900 mm
346 176 002 15	2,050 mm
346 176 002 35	2,250 mm
346 176 002 60	2,500 mm

Replacement spring


easywash365+



Replacement spring for easywash365+ ceiling booms

R+M Nr.
108 901 858

Mosmatic




Replacement spring for Mosmatic ceiling booms

R+M Nr.
108 375 70

Mosmatic car wash ceiling booms

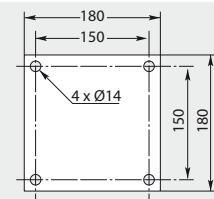
Mosmatic car wash ceiling boom-Z with insulated high pressure hose



Stainless steel. Ready for installation with two integrated swivels. Especially designed for using two booms side by side. Insulated high pressure hose. Max. 275 bar / 90 °C.

Attention: Delivery time of approx. 2 weeks!

R+M Nr.	↔	⌚	⌚	Ⓢ
108 650 11	1,550 mm	1/4" F	1/4" M	9.9 kg



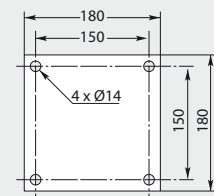
Mosmatic double ceiling booms with insulated high pressure hoses



Stainless steel. Ready for installation with three integrated swivels, professional high pressure hose with spring and integrated hose bend restrictors. Axle 2-ball bearings and permanently lubricated. Especially developed for 2 different application mediums. Max. 275 bar / 90 °C.

Attention: Delivery time of approx. 2 weeks!

R+M Nr.	↔	⌚	⌚	Ⓢ
108 674 23	1,750 mm / 1,900 mm	1/4" F	1/4" M	19.2 kg
108 674 33	1,900 mm / 2,050 mm	1/4" F	1/4" M	19.5 kg
108 674 43	2,050 mm / 2,250 mm	1/4" F	1/4" M	19.8 kg
108 674 53	2,250 mm / 2,500 mm	1/4" F	1/4" M	21.1 kg



Mosmatic car wash ceiling booms with LED

- » Modern visual effects
- » Visualisation of the wash cycles
- » Additional lighting for the wash bay
- » Stand out above competition
- » **Delivery about 3 weeks**

The worlds first for the self-service car wash. The LED Boom can be synchronized with your wash cycle to visualize your wash program. The LED ceiling boom is not only an eye-catcher for self-service car washes, but also provides additional lighting for the bay adding safety for your clients. This is product should be installed by a certified electrician.



Mosmatic standard with LED



Ceiling boom with ball bearing swivels. Maintenance-free. Connection with swivel

R+M Nr.	M		P	G		V	LED/m	IP code	light intensity	°C	⊞
108 662 23	stainless steel	1,750 mm	275 bar	1/4" F	1/4" M	24	30	IP 66	120 lx	90° C	10.2 kg

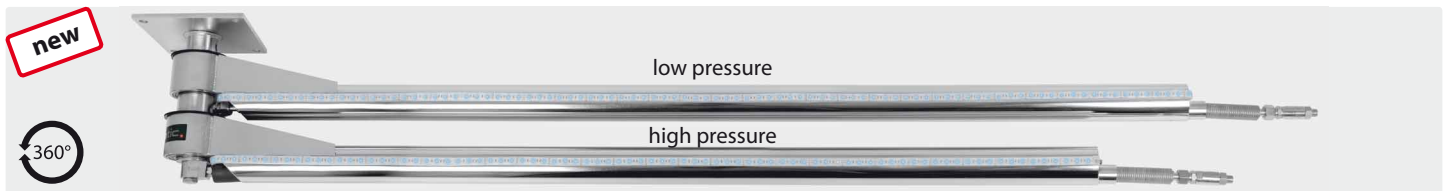
Mosmatic car wash ceiling boom-Z with LED



Ready for installation with two integrated swivels. Especially designed for using two booms side by side. Insulated high pressure hose

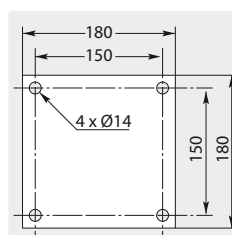
R+M Nr.	M		P	G		V	LED/m	IP code	light intensity	°C	⊞
108 652 13	stainless steel	1,550 mm	275 bar	1/4" F	1/4" M	24	30	IP 66	120 lx	90° C	10.1 kg

Mosmatic double ceiling booms with LED



Ready for installation with three integrated swivels, professional high pressure hose with spring and integrated hose bend restrictors. Axle 2-ball bearings and permanently lubricated. Especially developed for 2 different application mediums

R+M Nr.	M		P	G		V	LED/m	IP code	light intensity	°C	⊞
108 676 13	stainless steel	1,600 / 1,750 mm	275 bar	1/4" F	1/4" M	24	30	IP 66	120 lx	90° C	18.9 kg



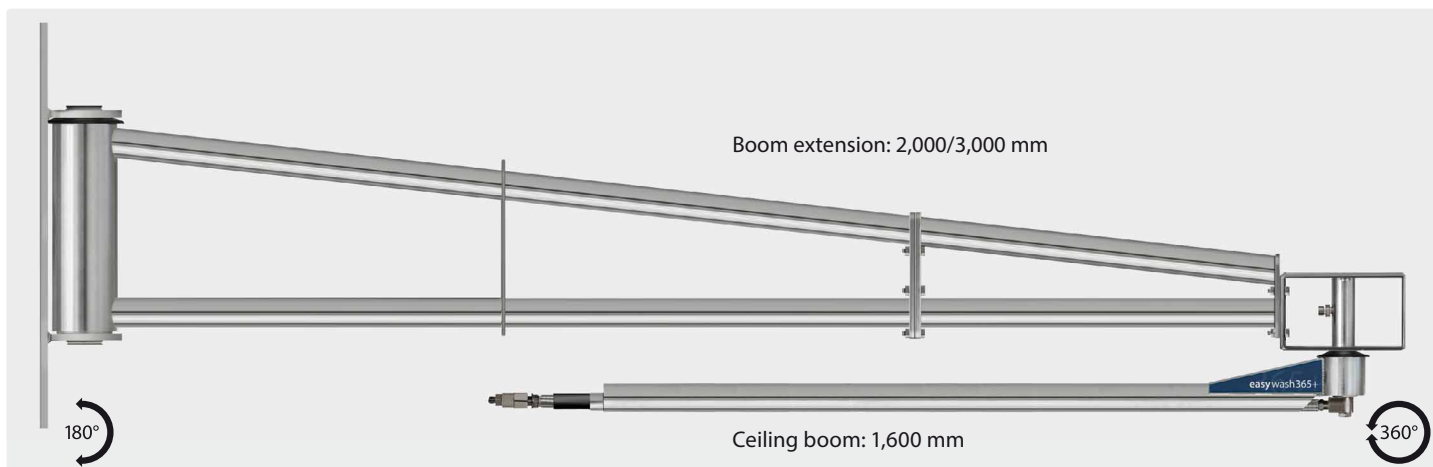
LED-Controller

Controller, power supply, remote control, receiver with housing. For max. 2 booms

R+M Nr.
108 659 75

easywash365+ wall boom extension with ceiling boom

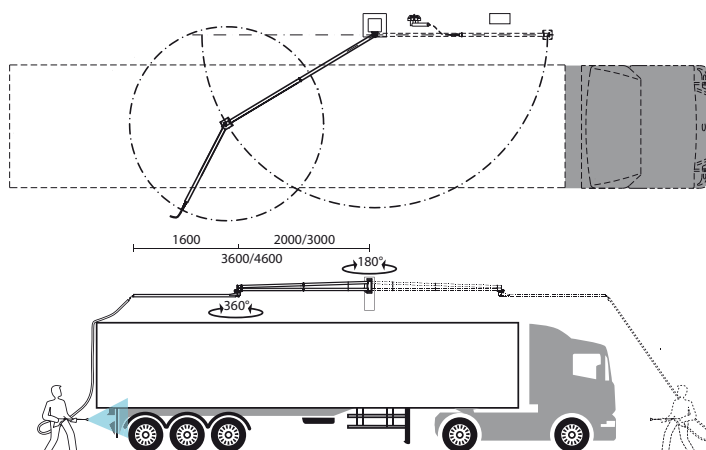
Wall boom extension with ceiling boom



- » Designed for washing large vehicles
- » Ceiling boom swivelling 360°, wall boom swivelling by 180°
- » Maintenance-free ball bearing swivels
- » Optionally available counter plate
- » Total length of up to 4,600 mm
- » Max. 275 bar / 120 °C
- » Connection: 3/8" M
- » Material: stainless steel

easywash365+ wall boom extension with ceiling boom

R+M Nr.	↔	⊙	⊙
109 760 972	2,000 + 1,600	3/8" M	3/8" M
109 760 973	3,000 + 1,600	3/8" M	3/8" M



easywash365+ wall boom counter plate

Stainless steel. 10 mm

R+M Nr.

109 790 419 3

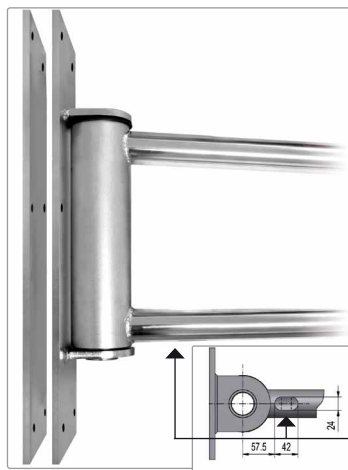
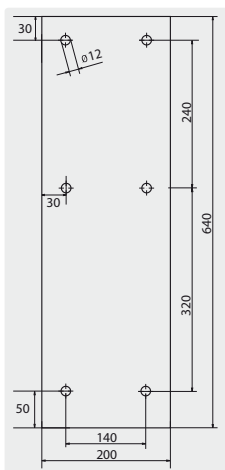
High pressure hose for easywash365+ boom extension

3/8" DKR : 3/8" DKR - 90°. 2 SC. DN 8. Black

R+M Nr.

345 154 002 11 2,100

345 154 003 11 3,100



Top connection: robust bracket for safe assembly of the boom

Very robust and welded attachment with an optionally available counter plate for your safety (screws M12)

Pass: high pressure hose for wall boom extension is optionally available

Symbols ⊙ inlet ⊙ outlet ↔ length 🚚 shipment by truck

easywash365+ wall and ceiling booms

High pressure ceiling boom including high pressure hose for walls and ceiling



- » Assembly at walls or ceiling
- » High pressure hose including, DN 8, black
- » Ceiling boom swivelling by 360°, 180° in case of wall assembly
- » Ball bearing swivel
- » Total length of up to 2,500 mm
- » Max. 275 bar / 120 °C
- » Connection: 3/8" M
- » Material: stainless steel

easywash365+ wall and ceiling booms

Stainless steel. Boom with ball bearing swivel and high pressure hose. DN 8. Maintenance-free. Max. 275 bar / 120 °C

R+M Nr.	↔	⌚	↺
109 766 970	1,600 mm	3/8" M	3/8" M
109 766 971	2,000 mm	3/8" M	3/8" M
109 766 973	2,500 mm	3/8" M	3/8" M

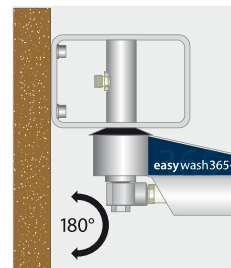


Tip: 3/8" M connection for high pressure hose with o-ring

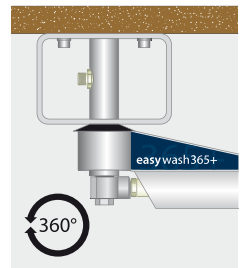
Replacement hoses

R+M Nr.	↔
355 144 001 758 4	1,600 mm
355 144 002 198 4	2,000 mm
355 144 002 648 4	2,500 mm


Wall fixing



Ceiling fixing



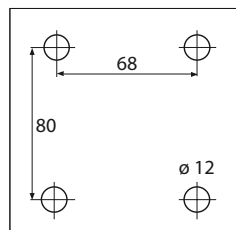
easywash365+ mounting plate



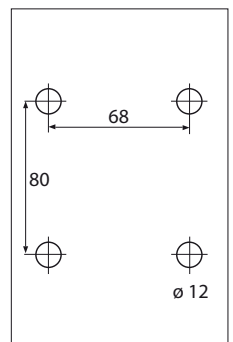
For walls and ceiling. Stainless steel. 180 x 180 mm. Thickness: 8 mm. 4 x M10

R+M Nr.

109 790 461 4




Ready for mounting: the bracket enables an easy assembly



R+M car wash booms

R+M booms with hose reel ST 14



Zinc-plated steel. Extension with hose reel ST 14 made out of stainless steel.

Hose capacity outer \varnothing = hose \varnothing 15 mm · 20 mm = 12 m.

Without high pressure hose. Max. 300 bar.

Attention: Delivery time of approx. 2 weeks!

R+M Nr.				
109 825	2,570 mm	3/8" F	3/8" F	45.0 kg
109 835	3,570 mm	3/8" F	3/8" F	50.0 kg
109 845	4,570 mm	3/8" F	3/8" F	54.0 kg

Hose stopper

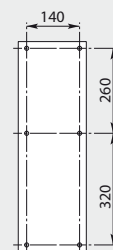


Hose stop with six exchangeable inserts.

Hose \varnothing 10 - 34 mm


R+M Nr.

741 03



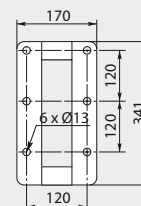
R+M car wash booms

R+M booms with pressure pipe



Zinc-plated steel. Pipe zinc-plated steel. Maintenance-free. Max. 400 bar

R+M Nr.				
109 10	2,000 mm	1/4" M	1/4" M	12.0 kg
109 20	2,500 mm	1/4" M	1/4" M	14.0 kg
109 30	3,000 mm	1/4" M	1/4" M	15.0 kg
109 40	3,500 mm	1/4" M	1/4" M	17.0 kg



Symbols length inlet outlet weight diameter shipment by truck

R+M car wash booms

R+M booms with hose carrier



Zinc-plated steel. Maintenance-free. Trolley zinc-plated steel

Ø 17 - 25 mm


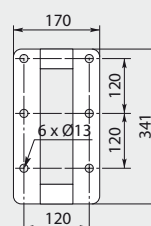
R+M Nr.		hose reel trolleys	
109 506	3,000 mm	3 pieces	12.0 kg
109 516	4,000 mm	4 pieces	14.0 kg

Hose trolleys



R+M Nr.

107 308 001



Zinc-plated steel. Maintenance-free. Trolley zinc-plated steel

Ø 17 - 25 mm

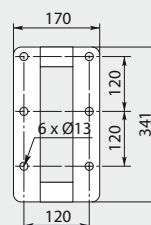
R+M Nr.		hose reel trolleys	
109 526	5,000 mm	5 pieces	38.0 kg
109 536	6,000 mm	6 pieces	43.0 kg

Hose trolleys



R+M Nr.

107 308 001



Suttner swivels

ST-300 swivels



3/8" M : 3/8" F. Stainless steel / nickel-plated brass. Max. 275 bar / 90 °C

R+M Nr.	
200 300 010	45 mm




Repair kit

R+M Nr.
200 300 100

ST-300 swivels



1/4" F : 3/8" F. Stainless steel / nickel-plated brass. Max. 275 bar / 90 °C

R+M Nr.	
200 300 050	57 mm



Repair kit


R+M Nr.
200 300 100

ST-300 swivels



1/4" M : 1/4" F. Brass.
Max. 275 bar / 90 °C

R+M Nr.	
200 300 040	44 mm




R+M Nr.

ST-301 swivels



1/4" F : 3/8" F. Stainless steel / brass.
Swivel with radial friction bearing.
Max. 350 bar / 90 °C

R+M Nr.	
200 301 050	58 mm




Repair kit

R+M Nr.
200 300 100

ST-301 swivels



1/4" F : M22 M. Stainless steel / brass.
Swivel with radial friction bearing.
Max. 350 bar / 90 °C

R+M Nr.	
200 301 060	62 mm




Repair kit

R+M Nr.
200 300 100

ST-310 swivels



1/4" F : 3/8" F. Stainless steel.
Max. 350 bar / 90 °C

R+M Nr.	
200 310 000	57 mm



Repair kit

R+M Nr.
200 300 100

ST-310 swivels



3/8" M : 3/8" F. Stainless steel.
Max. 350 bar / 90 °C

R+M Nr.	
200 310 010	45 mm



Repair kit

R+M Nr.
200 300 100

ST-310 swivels



1/2" M : 1/2" F. Stainless steel.
Max. 350 bar / 90 °C

R+M Nr.	
200 310 040	49 mm



Repair kit

R+M Nr.
200 300 100

Suttner swivels

ST-311 swivels



1/4" F : 3/8" F. Stainless steel.
Swivel with radial friction bearing.
Max. 350 bar / 90 °C

R+M Nr.	i
200 311 050	58 mm



Repair kit

R+M Nr.
200 300 100

ST-311 swivels



1/4" F : M22 M. Stainless steel.
Swivel with radial friction bearing.
Max. 350 bar / 90 °C

R+M Nr.	i
200 311 060	58 mm



Repair kit

R+M Nr.
200 300 100

ST-340 swivels



1/2" M : 1/2" F. Stainless steel.
Max. 350 bar / 90 °C

R+M Nr.	i
200 340 010	52 mm



Repair kit

R+M Nr.
200 340 100



1/4" F : 1/2" F. Stainless steel.
Max. 350 bar / 90 °C

R+M Nr.	i
200 340 050	73 mm



Repair kit

R+M Nr.
200 340 100



1/2" M : 1/2" F. Brass.
Max. 250 bar / 90 °C

R+M Nr.	i
200 340 510	52 mm




Repair kit

R+M Nr.
200 340 150



1/4" F : 1/2" F. Brass.
Max. 250 bar / 90 °C

R+M Nr.	i
200 340 520	73 mm



Repair kit

R+M Nr.
200 340 100

ST-351 swivels



1/2" M : 1/2" F.
Max. 600 bar

R+M Nr.	i
200 351 510	72 mm



Repair kit swivel ST-351

R+M Nr.
200 351 400

ST-350 swivels



3/8" M : 3/8" F. Stainless steel.
Max. 500 bar / 90 °C

R+M Nr.	i
200 350 010	45 mm



Repair kit

R+M Nr.
200 300 120

ST-345 swivels



1/4" F : 1/4" M. 350 bar. Stainless

R+M Nr.
200 345 500



1/4" F : 1/4" M. 350 bar. Stainless.
easywash365+ blue

R+M Nr.
200 345 510



1/4" F : 1/4" M. 350 bar. Stainless.
RAL 5005

R+M Nr.
200 345 520



1/4" F : 1/4" M. 350 bar. Stainless

R+M Nr.
200 345 530

Suttner swivels ST-320

Completely stainless steel. Swivel with slide ring as sealing element



3/8" F : 3/8" M. DN 6.
Max. 400 bar / 30 r.p.m. / 90 °C

R+M Nr.	I
200 320 500	48 mm



1/4" F : 1/4" M. DN 6.
Max. 400 bar / 30 r.p.m. / 90 °C

R+M Nr.	I
200 320 550	48 mm



3/8" F : 3/8" M. DN 6.
Max. 400 bar / 30 r.p.m. / 90 °C

R+M Nr.	I
200 320 502	48 mm



Repair kit swivels ST-320

R+M Nr.
200 320 490

Suttner swivels ST-322

Completely stainless steel. Swivel with slide ring as sealing element. Field of application: Hose reels



3/8" F : 3/8" M. DN 10.
Max. 400 bar / 30 r.p.m. / 90 °C

R+M Nr.	I
200 322 500	65 mm



1/2" F : 3/8" M. DN 10.
Max. 300 bar / 30 r.p.m. / 90 °C

R+M Nr.	I
200 322 510	65 mm



1/2" F : 1/2" M. DN 12.
Max. 300 bar / 30 r.p.m. / 90 °C

R+M Nr.	I
200 322 520	67 mm



1/2" F : 1/2" M. DN 12.
Max. 300 bar / 30 r.p.m. / 90 °C

R+M Nr.	I
200 322 522	68 mm



⊕ M28 M. DN 12.
For series R+M 434 - R+M 564.
Max. 300 bar / 30 r.p.m. / 90 °C

R+M Nr.	I	G
200 322 523	79.5 mm	1/2" F
200 322 525	79.5 mm	3/8" F



Repair kit swivels ST-322

R+M Nr.
200 322 490

Symbols I height G inlet VPE packing unit

easywash365+ swivels

Housing nickel-plated brass. Axle stainless steel. Field of application: Ceiling booms in self-service car wash



1/4" F : 1/4" M. DN 7.
Max. 275 bar / 30 r.p.m. / 120 °C

R+M Nr.	I
562 390 503	46 mm



3/8" F : 1/4" M. DN 7.
Max. 275 bar / 30 r.p.m. / 120 °C

R+M Nr.	I
562 390 505	46 mm



3/8" F : 3/8" M. DN 7.
Max. 275 bar / 30 r.p.m. / 120 °C

R+M Nr.	I
562 390 507	46 mm



Repair kit **easywash365+** swivels

R+M Nr.
750 140 2

easywash365+ swivels

Housing stainless steel / nickel-plated brass. Axle stainless steel. Maintenance-free. DN 6. Field of application: Swivels applicable to high pressure spray guns and hose connections, ceiling booms in self-service car wash



1/4" M : 1/4" F.
Max. 275 bar / 120 °C

R+M Nr.	I	VPE
562 391 600	63 mm	1
562 391 601	63 mm	25



1/4" M : 3/8" F.
Max. 275 bar / 120 °C

R+M Nr.	I	VPE
562 391 605	64 mm	1
562 391 606	64 mm	25



3/8" M : 1/4" F.
Max. 275 bar / 120 °C

R+M Nr.	I	VPE
562 391 610	63 mm	1
562 391 611	63 mm	25



3/8" M : 3/8" F.
Max. 275 bar / 120 °C

R+M Nr.	I	VPE
562 391 615	64 mm	1
562 391 616	64 mm	25



1/4" F : 1/4" F.
Max. 275 bar / 120 °C

R+M Nr.	I	VPE
562 391 620	69 mm	1
562 391 621	69 mm	25



3/8" F : 3/8" F.
Max. 275 bar / 120 °C

R+M Nr.	I	VPE
562 391 625	67 mm	1
562 391 626	67 mm	25



1/4" F : M18 M.
Max. 275 bar / 120 °C

R+M Nr.	I	VPE
562 391 630	62 mm	1
562 391 631	62 mm	25



1/4" F : M14 M.
Max. 275 bar / 120 °C

R+M Nr.	I	VPE
562 391 627	62 mm	1
562 391 628	62 mm	25

Mosmatic swivels WDG

Housing nickel-plated brass. Axle stainless steel. Field of application: Ceiling booms in self-service car wash



1/4" F : 1/4" M. DN 7.
Max. 150 bar / 30 r.p.m. / 90 °C

R+M Nr.	I
750 140 11	46 mm



3/8" F : 1/4" M. DN 7.
Max. 150 bar / 30 r.p.m. / 90 °C

R+M Nr.	I
750 140 1	46 mm



Repair kit
Mosmatic swivels WDG

R+M Nr.
750 140 2

Mosmatic swivels DGS / DGV / DGK

Housing stainless steel / nickel-plated brass. Axle stainless steel. DN 6. Rust-proof and maintenance-free. Field of application: Swivels applicable to high pressure spray guns and hose connections, ceiling booms in self-service car wash. Max. 275 bar / 30 r.p.m. / 120 °C



DGS. Double ball bearing system

R+M Nr.			
108 300 01	1/4" F	1/4" M	59 mm
108 300 02	1/4" F	1/4" F	62 mm
108 300 03	1/4" F	3/8" M	60 mm
108 300 04	1/4" F	3/8" F	63 mm
108 300 05	1/4" F	M14 M	57 mm
108 300 06	1/4" F	M16 M	57 mm
108 300 07	1/4" F	M18 M	57 mm
108 300 09	1/4" F	M22 M	61 mm
108 301 03	3/8" F	3/8" M	60 mm
108 301 04	3/8" F	3/8" F	63 mm
108 301 07	3/8" F	M18 M	57 mm
108 301 09	3/8" F	M22 M	61 mm



DGV. Single ball bearing system

R+M Nr.			
108 325 11	1/4" M	1/4" M	60 mm
108 325 12	1/4" M	1/4" F	63 mm
108 325 13	1/4" M	3/8" M	61 mm
108 325 18	1/4" M	M21 M	62 mm
108 325 21	3/8" M	1/4" M	60 mm
108 325 24	3/8" M	3/8" F	61 mm
108 325 32	3/8" M	1/4" F	63 mm
108 325 33	3/8" M	3/8" M	61 mm
108 325 34	3/8" M	3/8" F	63 mm
108 325 37	3/8" M	M18 M	58 mm
108 325 39	3/8" M	M22 M	62 mm
108 325 82	1/4" F	1/4" F	67 mm
108 325 87	1/4" F	M18 M	62 mm



DGK. Single ball bearing system

R+M Nr.			
108 320 31	1/4" M	DN 06	58 mm
108 320 33	1/4" F	DN 06	62 mm
108 321 32	3/8" M	DN 08	66 mm

Mosmatic swivels DGV1

Stainless steel. DN 6. Rust-proof and maintenance-free. Field of application: Swivels applicable to high pressure spray guns and hose connections. Max. 500 bar / 30 r.p.m. / 120 °C



R+M Nr.			
108 327 02	1/4" M*	1/4" F	54
108 327 24	3/8" M*	3/8" F	56
108 327 34	3/8" M	3/8" F	64
108 328 14	1/2" M	1/2" F	75

R+M Nr.			
108 327 81	1/4" F	1/4" M	64
108 327 83	3/8" F	1/4" M	65

R+M Nr.			
108 327 82	1/4" F	1/4" F	66
108 327 84	1/4" F	3/8" F	68

R+M Nr.			
108 327 87	1/4" F	M18 M	62
108 327 88	1/4" F	M21 M	66
108 327 89	1/4" F	M22 M	66

Mosmatic swivels DGE / DGEI

Stainless steel. Maintenance-free. Field of application: especially designed for high flow rates and low revolutions per minute as for example at automatic car wash plants. Max. 30 r.p.m. / 120 °C. DN 13 for 1/2". DN 25 for 1"



DGE 90°. Housing nickel-plated brass. Single ball bearing system. Rust-proof. Max. 275 bar



DGE. Housing nickel-plated brass. Single ball bearing system. Rust-proof. Max. 275 bar



DGEI. Housing stainless steel. Triple ball bearing system. Max. 350 bar



DGEI 90°. Housing stainless steel. Triple ball bearing system. Max. 350 bar

R+M Nr.			
108 348 23	1/2" F	1/2" M	91
108 348 25	1" F	1" M	113

R+M Nr.			
108 348 03	1/2" F	1/2" M	80
108 348 05	1" F	1" M	90

R+M Nr.			
108 347 03	1/2" F	1/2" M	80
108 347 05	1" F	1" M	95

R+M Nr.			
108 347 23	1/2" F	1/2" M	97
108 347 25	1" F	1" M	123

* conical

Symbols length mm outlet inlet type

Mosmatic high RPM swivels DY-Series

Axle stainless steel. Housing nickel-plated brass. Triple ball bearing system. DN 6. Rust-proof and maintenance-free. Field of application: especially designed for high revolutions per minute and self-rotating applications. Max. 275 bar / 2,000 r.p.m. / 120 °C



DYF.

R+M Nr.			
108 580 03	1/4" F	3/8" M	80
108 581 03	3/8" F	3/8" M	80
108 580 00	1/4" F	M12 M	66



DYF.

R+M Nr.			
108 584 01	3/8" F	1/4" M	84



DYG.

R+M Nr.			
108 570 03	1/4" F	3/8" M	80
108 571 03	3/8" F	3/8" M	80



DYL.

R+M Nr.			
108 560 03	1/4" F	3/8" M	80
108 561 03	3/8" F	3/8" M	80
108 561 04	3/8" F	3/8" F	80
108 560 01	1/4" F	1/4" F	79



DYL 90°

R+M Nr.			
108 563 03	1/4" F	3/8" M	84
108 563 01	1/4" F	1/4" M	84

Mosmatic seal kits



R+M Nr.	TYP
108 369 05	DY hard metal
108 369 01	DX ceramic

Mosmatic swivels DGL



Axle stainless steel. Housing nickel-plated brass. Triple ball bearing system. DN 6. Rust-proof and maintenance-free. Field of application: designed for self-spinning applications. Very low torque required. Max. 275 bar / 1,000 r.p.m. / 30 °C. Max. 275 bar / 30 r.p.m. / 120 °C

R+M Nr.			
108 311 03	3/8" F	3/8" M	66

Mosmatic high RPM swivels DY-Series / WDRS

Axle and housing stainless steel. Triple ball bearing system. Maintenance-free. DN 6 for 3/8". DN 13 for 1/2". DN 38 for 1.1/2"



DYCI. Triple ball bearing system. Field of application: especially designed for high revolutions per minute and self-rotating applications.

Max. 350 bar / 2,000 r.p.m. / 120 °C

R+M Nr.				
108 550 03	1/4" F	3/8" M	95	
108 551 03	3/8" F	3/8" M	95	



DYCI. Triple ball bearing system. Field of application: especially designed for high revolutions per minute and self-rotating applications.

Max. 350 bar / 2,000 r.p.m. / 120 °C

R+M Nr.				
108 552 53	M22	3/8" M	95	



DYDI. Triple ball bearing system. Field of application: especially designed for high revolutions per minute and self-rotating applications.

Max. 500 bar / 2,000 r.p.m. / 120 °C

R+M Nr.				
108 552 63	M22	3/8" M	95	



WDRS. Double ball bearing system. Field of application: especially designed for high flow rates, e.g. automatic car wash.

Max. 200 bar / 60 - 150 r.p.m. / 80 °C

R+M Nr.				
108 412 11	1/2" F	1/2" M	110	
108 415 11	1.1/2" F	1.1/2" M	150	

Axle and housing stainless steel. Quadruple ball bearing system. DN 6. Maintenance-free. Field of application: especially designed for high revolutions per minute and self-rotating applications. Max. 2,000 r.p.m. / 120 °C



DYT. Max. 350 bar

R+M Nr.				
108 590 03	1/4" F	3/8" M	107	
108 591 01	3/8" F	1/4" M	109	
108 591 03	3/8" F	3/8" M	109	



DYT 90°. Max. 350 bar

R+M Nr.				
108 593 03	1/4" F	3/8" M	109	
108 594 03	3/8" F	3/8" M	110	



DYU. Max. 500 bar

R+M Nr.				
108 591 13	3/8" F	3/8" M	109	



DYU 90°. Max. 500 bar

R+M Nr.				
108 594 13	3/8" F	3/8" M	110	

R+M swivels



3/4" F : 3/4" M. DN 19.
Housing and axle stainless steel.
Max. 200 bar / 90 °C

R+M Nr.	
750 400 1	80 mm



Repair kit swivel 750 400 1

R+M Nr.
750 400 2



3/8" M : 3/8" F.
Brass.
Max. 220 bar / 90 °C

R+M Nr.	
562 50	39 mm



1/4" F : 3/8" M. DN 6.
Housing and axle stainless steel.
Max. 600 bar / 90 °C

R+M Nr.	
750 280 0	59 mm



Seal kit swivel 750 280 0

R+M Nr.
750 200 2



3/8" M : 1/4" F.
Brass.
Max. 220 bar / 90 °C

R+M Nr.	
562 60	39 mm

Coin meter

EMS-57



- » Mechanical coin tester with coin return (MMP)
- » Sort of coins: 1
- » Display for time left with 3 digits
- » Preselection / minimum insert 1 - 4 coins adjustable
- » Adjustable time selection 1sec - 640 minutes per coin
- » Splash proof electronic
- » Current on contact 16 A - AC1
- » H x W x D 260 x 160 x 110 mm
- » Weight 3.5 kg

Housing powder-coated steel

24 V - 50 Hz

230 V - 50 Hz

money	R+M Nr.
JETON (profiled)	925 710 243
50 Cent	925 710 245
1 €	925 710 241

R+M Nr.
925 712 303
925 712 305
925 712 301

R+M Nr.
925 712 303
925 712 305
925 712 301

EMS-81



- » Mechanical coin tester with coin return (MMP)
- » Sort of coins: 1
- » Display for time left with 3 digits
- » Preselection / minimum insert 1 - 4 coins adjustable
- » Adjustable time selection 1 - 640 minutes per coin
- » Electronic counter for operating times, checkouts, clients
- » Splash proof electronic
- » Current on contact 16 A - AC1
- » H x W x D 260 x 160 x 110 mm
- » Weight 3.5 kg

Housing powder-coated steel

400 V - 50 Hz *

money	R+M Nr.
JETON (profiled)	928 113 803
50 Cent	928 113 802
1 €	928 113 801

R+M Nr.
928 113 803
928 113 802
928 113 801

Housing powder-coated stainless steel

24 V-50 Hz

230 V-50 Hz

money	R+M Nr.	R+M Nr.
JETON (profiled)	928 110 243 9	928 112 303 9
50 Cent	928 110 245 9	928 112 305 9
1 €	928 110 241 9	928 112 301 9

R+M Nr.
928 110 243 9
928 110 245 9
928 110 241 9

R+M Nr.
928 112 303 9
928 112 305 9
928 112 301 9

Attention
Connection only
by authorised staff.

EMS-82



- » Electronic coin tester with coin return (EMP)
- » Sorts of coins (Token 22 and 26 mm with hole. Coins 0.10 - 0.20 - 0.50 - 1.00 - 2.00 Euro)
- » Display for time left with 3 digits
- » Preselection / minimum insert freely programmable
- » Freely programmable time selection
- » Electronic counter for operating times, checkouts, clients
- » Splash proof electronic
- » Current on contact 16 A - AC1
- » H x W x D 260 x 160 x 110 mm
- » Weight 3.5 kg

Housing powder-coated stainless steel with spraying protection flap

24 V - 50 Hz

230 V - 50 Hz

money	R+M Nr.
programmable	928 210 240 9

R+M Nr.
928 212 300 9

R+M Nr.

* with integrated switch 380 V - 16 A

Symbols ⓘ height ⇄ length Ⓢ inlet Ⓣ outlet

Coin meter

Coin box easywash365+ including control box



R+M coin box, mechanical, feat. money return, incl. control box, IP 66, RAL 7035 feat. 2 m supply cable with CEE-plug, 16 A, 400 VAC, 50 Hz, 3 PH/N/PE. Control voltage processing 24 VAC, 20 VA with 2 automatic circuit breakers. Motor output with power contactor 7.5 kW, wired to CEE add-on box. Feat. a time relay for pulse stretching 0.05 s - 10 h. Excl. control cable

R+M Nr.	money	coin box	control box
925 513 803	chip (profiled)	260 x 160 x 110	300 x 300 x 155
925 513 805	50 Cent	260 x 160 x 110	300 x 300 x 155
925 513 801	1 €	260 x 160 x 110	300 x 300 x 155
925 513 802	2 €	260 x 160 x 110	300 x 300 x 155

Coin tester with microswitch



R+M Nr.	money	front plate	hole size
940 10	JETON (profiled)	129 x 52 mm	119 x 42 mm
940 18	50 Cent	129 x 52 mm	119 x 42 mm
940 19	1 €	129 x 52 mm	119 x 42 mm
940 20	2 €	129 x 52 mm	119 x 42 mm

Spraying protection flap



Polycarbon crystal clear. With two magnets and stainless steel fixing. Weight 0.1 kg

R+M Nr.	H x W x D
108 900 77	200 x 60 x 30 mm

Control box easywash365+



Control box, IP 66, RAL 7035. H x W x D 300 x 300 s 155 mm. Feat. 2 m supply cable with CEE-plug 16 A, 400 VAC, 50 Hz, 3 Ph/N/PE. Control voltage processing 24 VAC, 20 VA with 2 automatic circuit breakers. Motor output with power contactor 7.5 kW, wired to CEE add-on box. Feat. a time relay for pulse stretching 0.05 s - 10 h. Excl. control cable

R+M Nr.	
925 510 000	9.6 kg



Control cable. 5 wires, UV-resistant. Sold by metre.

R+M Nr.	
925 510 001	5 G 1.5 mm ²

Coin tester with light barrier



R+M Nr.	money	front plate	hole size
940 108	JETON (profiled)	129 x 52 mm	119 x 42 mm
940 188	50 Cent	129 x 52 mm	119 x 42 mm
940 198	1 €	129 x 52 mm	119 x 42 mm
940 208	2 €	129 x 52 mm	119 x 42 mm

Token



Packing unit 100 pieces

R+M Nr.		
929 10	25 mm	profiled
929 15	22 mm	with hole
929 16	26 mm	with hole

* mm

Wash brushes with water flow


Hand wash brush



Brush with integrated water flow. Connection suitable for Gardena system. Ideal for smaller cleaning applications. Bristles 50 mm

R+M Nr.	↔	(M)	°C
527 001 103	350 mm	polyester	50 °C

Rim brush for trucks / busses



Brush for the cleaning of rims of trucks and busses. Connection for aluminum handles. Bristles 50 mm

R+M Nr.	↔	(M)	°C
527 001 102	230 mm	polyester	50 °C

Wash brush



Solid brush suitable for larger surfaces. Suitable for cleaning of upper areas. With rubber edge. Connection for aluminum handle. Bristles 50 mm

R+M Nr.	↔	(M)	°C
527 001 100	400 mm	polyester	50 °C

Wash brush swivelling



Brush with swivel. The inclined/slanted bristles ensure that all corners can be reached. With connection for aluminum handles. Bristles 50 mm

R+M Nr.	↔	(M)	°C
527 001 101	200 mm	polyester	50 °C

High-low wash brush



The form of the brush allows the bristles to be in constant contact with the surface. The brush is equipped with a rubber edge. With connection for aluminum handles. Bristles 50 mm

R+M Nr.	↔	(M)	°C
527 001 104	250 mm	polyester	50 °C

Wash brush



Solid brush suitable for larger surfaces. Suitable for cleaning of upper areas. The brush is equipped with a rubber edge. Connection for aluminum handles. Bristles 50 mm

R+M Nr.	↔	(M)	°C
527 001 109	260 mm	polyester	50 °C

Wash brushes without water flow

Long hand brush



Solid brush with long handle. Suitable for gas stations.

Bristles 47 mm

R+M Nr.	↔	M	°C
527 001 106	410 mm	polyester	50 °C

Short hand brush



Solid brush with short handle. Suitable for cleaning rims and radiator grills.

Bristles 45 mm

R+M Nr.	↔	M	°C
527 001 107	245 mm	polyester	50 °C

Ergonomic hand brush



Brush with rubber edge, ergonomic handle and inclined/slanted bristles. Suitable for dry and wet use. Bristles 40 mm

R+M Nr.	↔	M	°C
527 001 108	290 mm	polyester	50 °C

Rim brushes



Brush for cleaning of car rims. \varnothing 65 mm.

Bristles 40 mm

R+M Nr.	↔	M	°C
527 001 105	330 mm	polyester	50 °C



Soft brush for cleaning car rims. \varnothing 65 mm.

Bristles 40 mm.

R+M Nr.	↔	M	°C
527 001 113	330 mm	polyester	50 °C

Multi brush



Brush with soft bristles. Suitable for cleaning aluminum rims. Bristles 45 mm

R+M Nr.	↔	M	°C
527 001 112	320 mm	polyester	50 °C

Interior brush



Industrial brush 330 x 35 mm.

Brush for cleaning vehicle interior.

Bristles 30 mm

R+M Nr.	↔	M	°C
527 001 415	330 mm	polyester	50 °C

Wash brushes without water flow

Nail brushes



Very solid brush with a hole for hanging.
40 x 47 x 120 mm

R+M Nr.	↔	(M)	°C
527 001 409	120 mm	polyester	50 °C

Brush set



2 long-handled brushes with 30 mm and 50 mm wide bristles.

R+M Nr.	↔	(M)	°C
527 001 115	390 mm	polyester	50 °C

Workshop broom



Wooden cover with screwed socket for handles.
Suitable for sweeping wet and oily waste.

R+M Nr.	↔	(M)	°C
527 001 418	665 mm	PVC	60 °C


Window brushes and accessories

Hand squeegees



Effectively removes water and avoids lime spots.
Protects lacquer and windows. With connection
for aluminum handles

R+M Nr.	↔	(M)	°C
527 001 110	250 mm	rubber	50 °C
527 001 201	350 mm	rubber	50 °C



Effectively removes water and avoids lime spots.
Protects lacquer and windows. With connection
for aluminum handles

R+M Nr.	↔	(M)	°C
527 001 202	450 mm	rubber	50 °C

Floor squeegees



Effective floor squeegee for water and oil.
Oil-resistant rubber. With connection for
aluminum handles.

R+M Nr.	↔	(M)	°C
527 001 302	600 mm	PP/rubber	50 °C

Pad holder with swivel



The pads are fastened safely with sinkable arene
hooks. With connection for aluminum handles

R+M Nr.	↔	(M)	°C
527 001 209	230 mm	polypropylen	50 °C

Pad white



Scrubbing nylon, suitable for removing insects.
Only suitable for windows and glass

R+M Nr.	VPE	(M)	°C	↔
527 001 206	1	nylon	50 °C	250
527 001 206 10	10	nylon	50 °C	250

Pad brown



Suitable for removing extreme dirt on rough
surfaces. Not designed for the use on coated
surfaces

R+M Nr.	VPE	(M)	°C	↔
527 001 207	1	nylon	50 °C	250
527 001 207 10	10	nylon	50 °C	250

Symbols (VPE) packing unit (M) material ↔ length °C temperature

Window brushes and accessories

Windscreen scraper



The cleaning is facilitated by means of the integrated insect net. Popular at gas stations

R+M Nr.	↔	↑	°C
527 001 203	200 mm	500 mm	50 °C

Windscreen scraper with telescopic handle



The cleaning is facilitated by means of the integrated insect net. Ideal for trucks and busses

R+M Nr.	↔	↑	°C
527 001 204	200 mm	700 - 1,250 mm	50 °C

Replacement scraper



Spare head for 527 001 203 and 527 001 204

R+M Nr.	↔	°C
527 001 205	200 mm	50 °C

Wall mounts



Wall holder helps keeping order and increases the life of the brushes

R+M Nr.	↔	M	°C
527 001 404	245 mm	aluminium	50 °C

Snowbrooms



Snowbroom with integrated ice scraper. Shatterproof at arctic temperatures. Bristles 45 mm

R+M Nr.	↔	M
527 001 208	500 mm	PVC

Shovels



To shovel snow or suitable as safety equipment for dangerous materials.

R+M Nr.	↔	M
527 001 303	500 mm	PVC

Quick couplings suitable for Nito system



Hose tail for 1/2" hose

R+M Nr.	M
527 003 001	nickel-plated brass



Plug 1/2" M

R+M Nr.	M
527 003 003	nickel-plated brass



Coupling NITO 1/2" : coupling "universal"

R+M Nr.	M
527 003 010	nickel-plated brass

Handles with water flow



Aluminium handle. Ergonomic handle with insulated grip. Connector suitable for Nito system

R+M Nr.	Ø	↔	M	°C
527 001 405	34 mm	1,010 mm	aluminium	max. 50 °C



Aluminium handle. Ergonomic handle with insulated grip and ball valve. Connector suitable for Nito system

R+M Nr.	Ø	↔	M	°C
527 001 406	34 mm	1,575 mm	aluminium	max. 50 °C



Aluminium handle. Ergonomic handle with insulated grip. Hose tail suitable for 1/2" and 3/4" hose

R+M Nr.	Ø	↔	M	°C
527 001 400	34 mm	1,575 mm	aluminium	max. 50 °C



Aluminium handle. Telescopic handle with insulated grip. Hose tail suitable for 1/2" and 3/4" hose


R+M Nr.	Ø	↔	M	°C
527 001 402	50 mm	1,600-2,780 mm	aluminium	max. 50 °C

Handles without water flow



Aluminium handle. Ergonomic handle with insulated grip

R+M Nr.	Ø	↔	M	°C
527 001 403	34 mm	1,505 mm	aluminium	max. 50 °C



Aluminium handle. Telescopic handle with insulated grip

R+M Nr.	Ø	↔	M	°C
527 001 401	50 mm	1,575-2,780 mm	aluminium	max. 50 °C

